

# Who Kidnaps Whom and Why

**Charles Becker** – Department of Economics, Duke University

**Susan Steiner** – C4ED and IZA

**Lin Zhao** – Fuqua School of Business, Duke University

October, 2019

# Outline

- Who kidnaps Whom
- Couple's Similarities
- Mental Health and Marriage Types
- Personality and Choice of Marriage

# Outline

- Who kidnaps Whom
- Couple's Similarities
- Mental Health and Marriage Types
- Personality and Choice of Marriage

# Who Kidnaps Whom

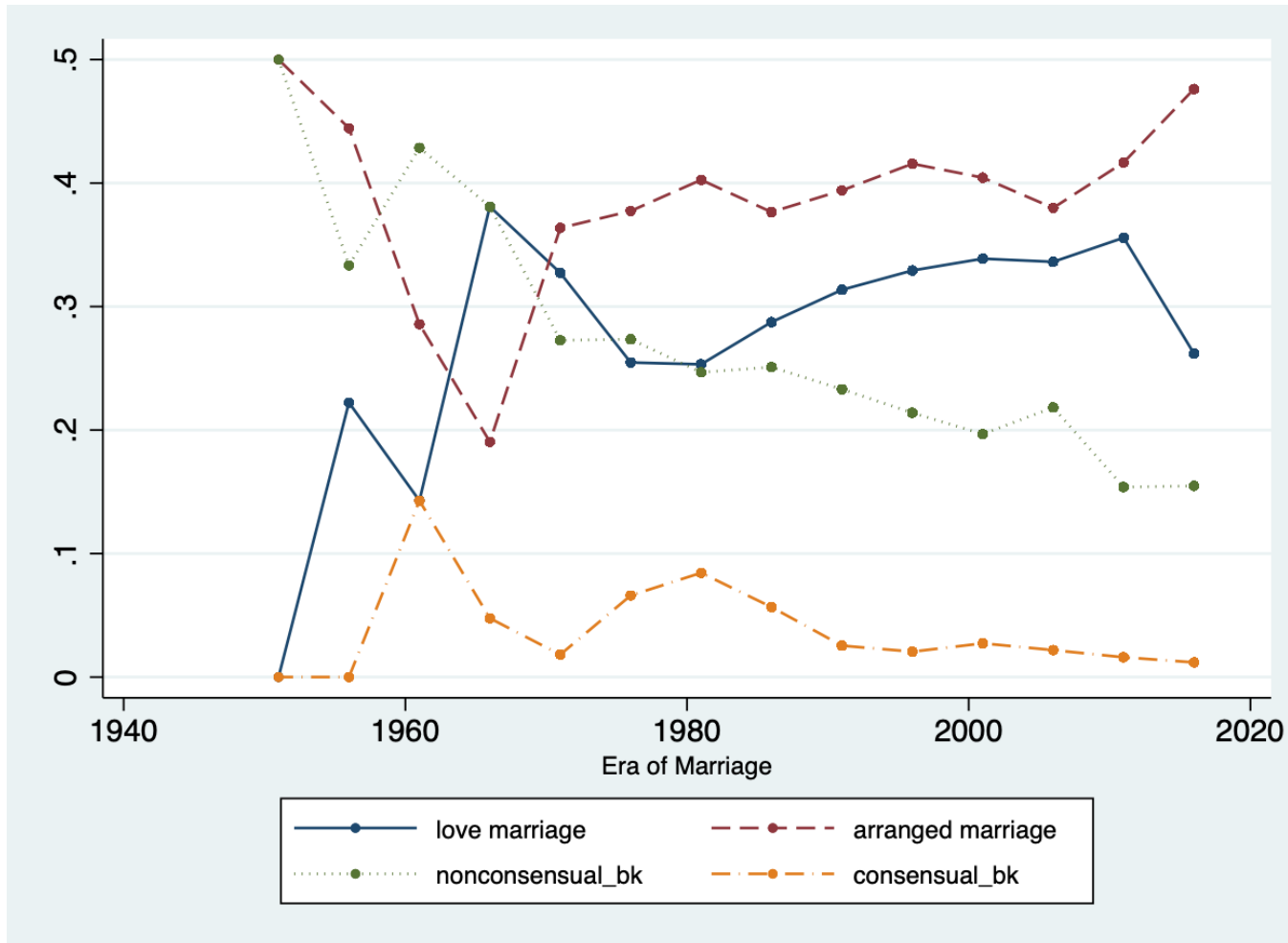
## Ethnics

**Table: Proportion of different types of marriage among Kyrgyz and non-Kyrgyz**

	Non-Kyrgyz		Kyrgyz		Total	
	No.	%	No.	%	No.	%
love marriage	265	46.17	347	25.80	612	31.89
arranged marriage	272	47.39	535	39.78	807	42.05
non-consensual bride kidnapping	31	5.40	399	29.67	430	22.41
consensual bride kidnapping	6	1.05	64	4.76	70	3.65
Total	574	100	1345	100	1919	100

# Who Kidnaps Whom

Time Trend – All population



# Who Kidnaps Whom

Time Trend – Kyrgyz only



# Who Kidnaps Whom

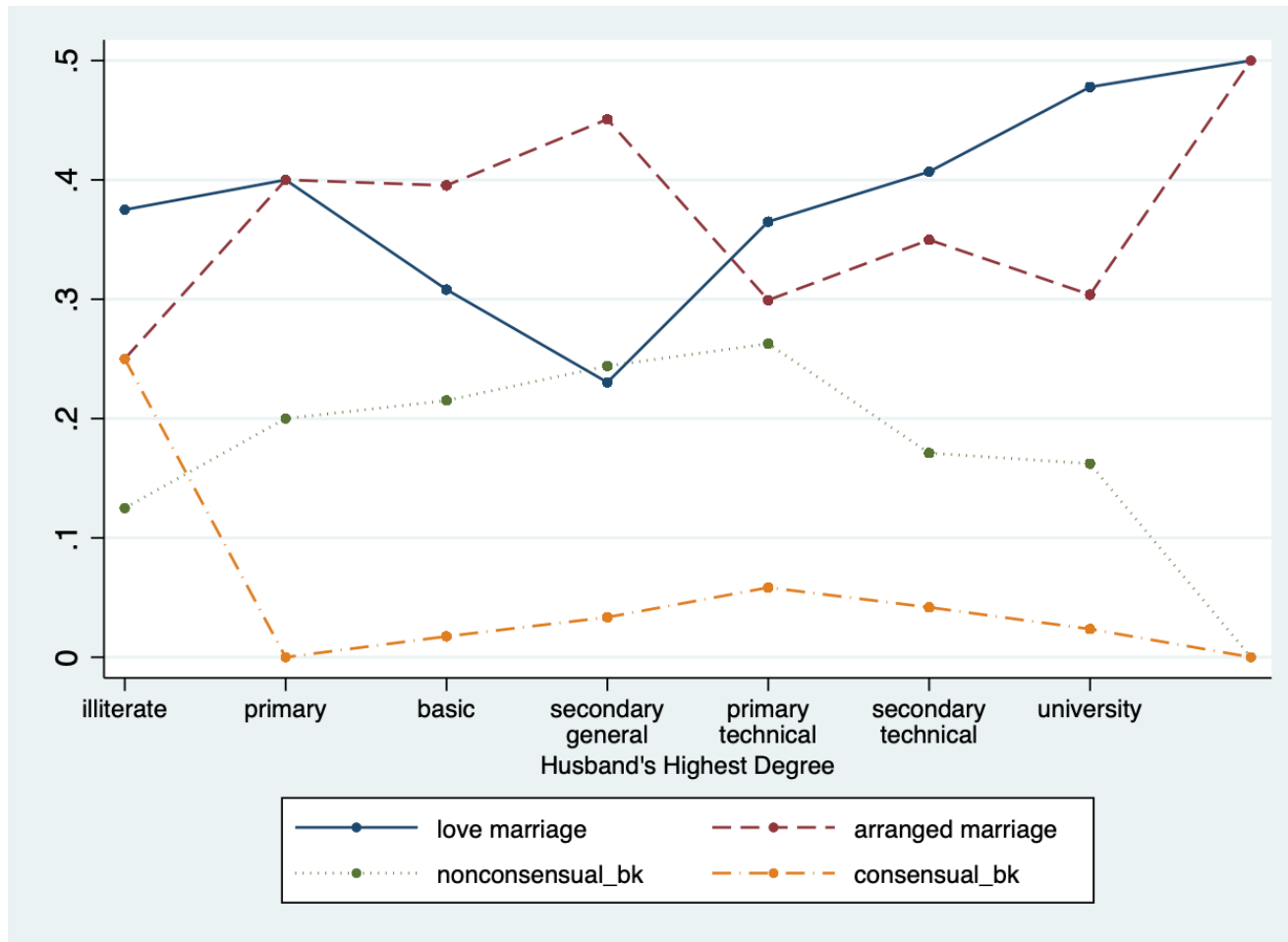
## Husband's education

**Table: Husband's education and types of marriage**

husband education	love marriage		arranged marriage		non-consensual bride kidnapping		consensual bride kidnapping		Total	
	No.	%	No.	%	No.	%	No.	%	No.	%
illiterate	3	0.49	2	0.26	1	0.24	2	3.03	8	0.43
primary	2	0.33	2	0.26	1	0.24	0	0	5	0.27
basic	53	8.66	68	8.87	37	8.75	3	4.55	161	8.62
secondary general	234	38.24	458	59.71	248	58.63	34	51.52	974	52.14
primary technical	50	8.17	41	5.35	36	8.51	8	12.12	135	7.23
secondary technical	107	17.48	92	11.99	45	10.64	11	16.67	255	13.65
university (bachelor, diploma, master)	162	26.47	103	13.43	55	13	8	12.12	328	17.56
kandidate or doctor nauk	1	0.16	1	0.13	0	0	0	0	2	0.11
Total	612	100	767	100	423	100	66	100	1868	100

# Who Kidnaps Whom

## Husband's Education





# Who Kidnaps Whom

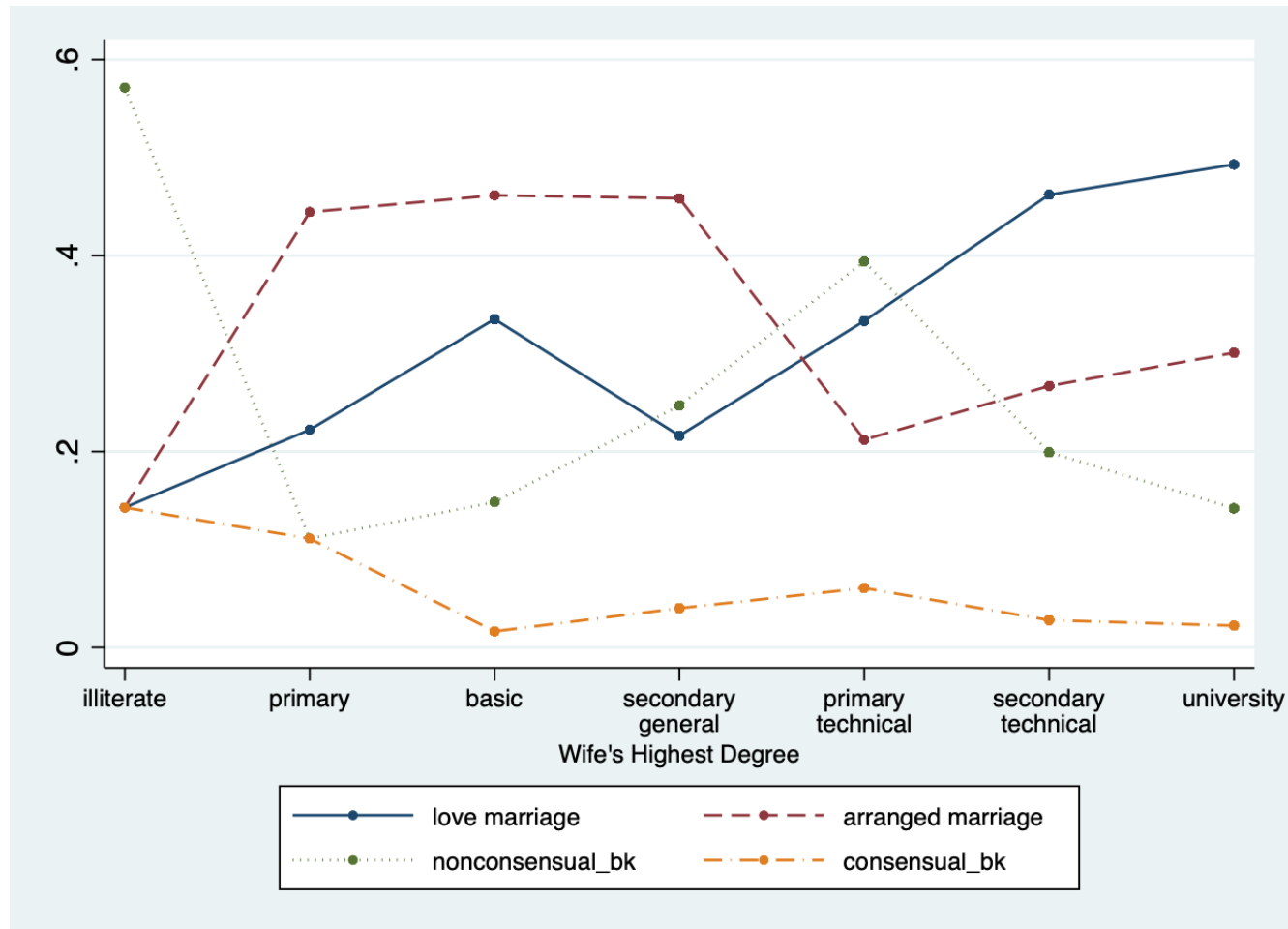
## Wife's Education

**Table: Wife's education and types and marriage**

wife education	love marriage		arranged marriage		non-consensual bride kidnapping		consensual bride kidnapping		Total	
	No.	%	No.	%	No.	%	No.	%	No.	%
illiterate	1	0.16	1	0.13	4	0.94	1	1.49	7	0.37
primary	2	0.33	4	0.52	1	0.24	1	1.49	8	0.43
basic	61	9.98	84	10.91	27	6.37	3	4.48	175	9.35
secondary general	232	37.97	492	63.9	265	62.5	43	64.18	1032	55.13
primary technical	22	3.6	14	1.82	26	6.13	4	5.97	66	3.53
secondary technical	116	18.99	67	8.7	50	11.79	7	10.45	240	12.82
university (bachelor, diploma, master)	177	28.97	108	14.03	51	12.03	8	11.94	344	18.38
Total	611	100	770	100	424	100	67	100	1872	100

# Who Kidnaps Whom

## Wife's Education

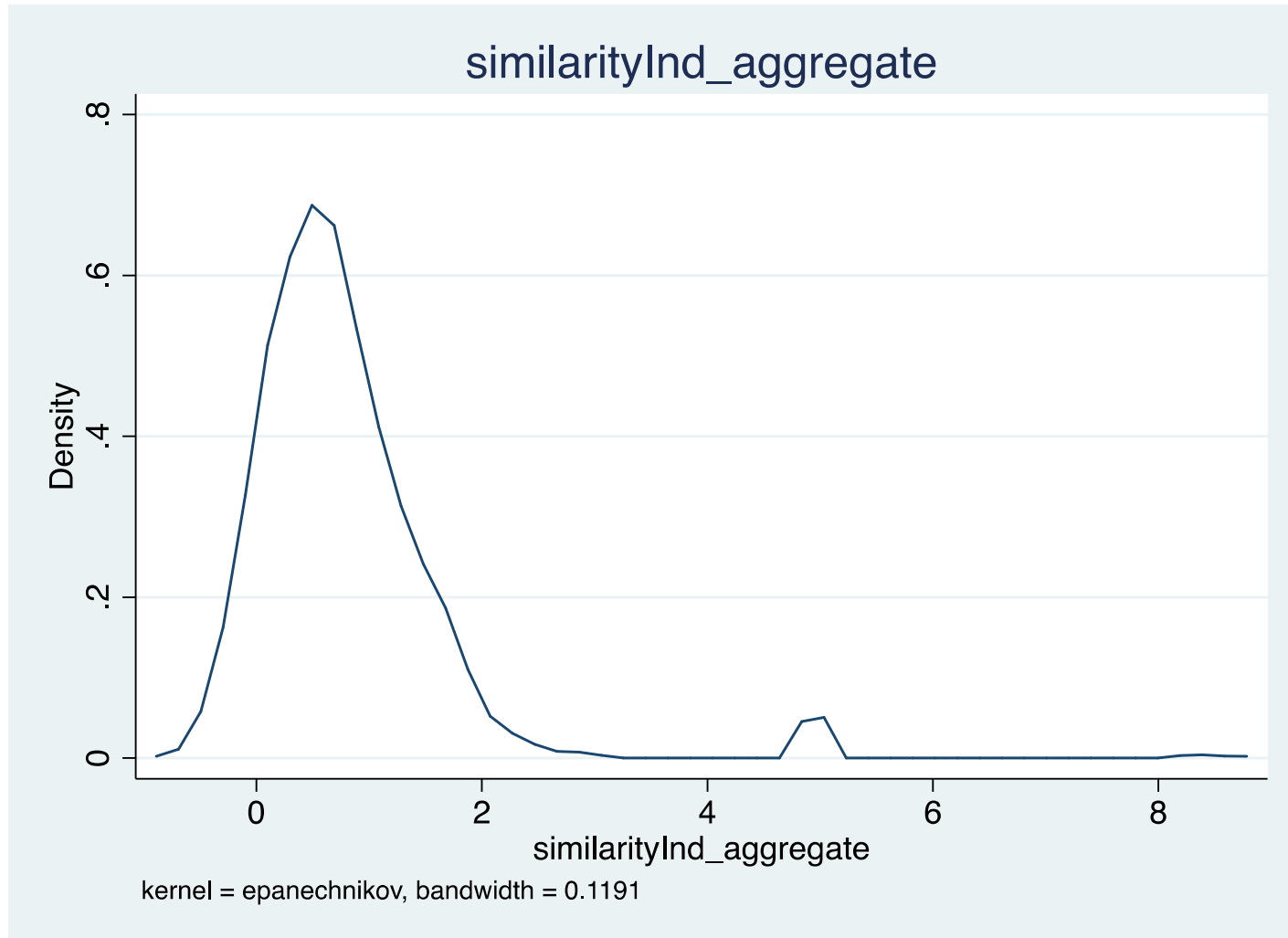


# Outline

- Who kidnaps Whom
- **Couple's Similarities**
- Mental Health and Marriage Types
- Personality and Choice of Marriage

# Couple's Similarities

## Distribution of similarity indices

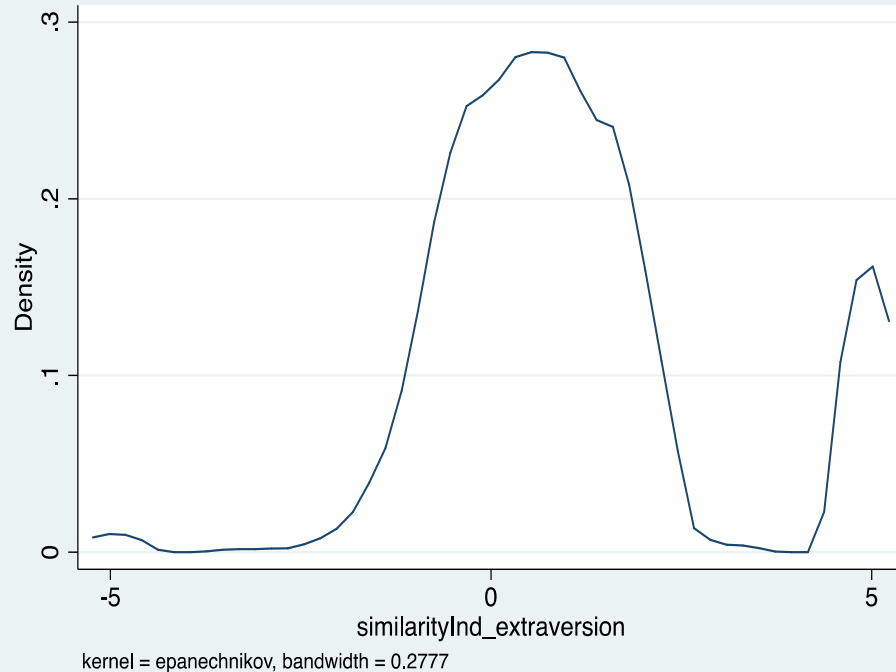


Kernel Density of Similarity Index (all population)

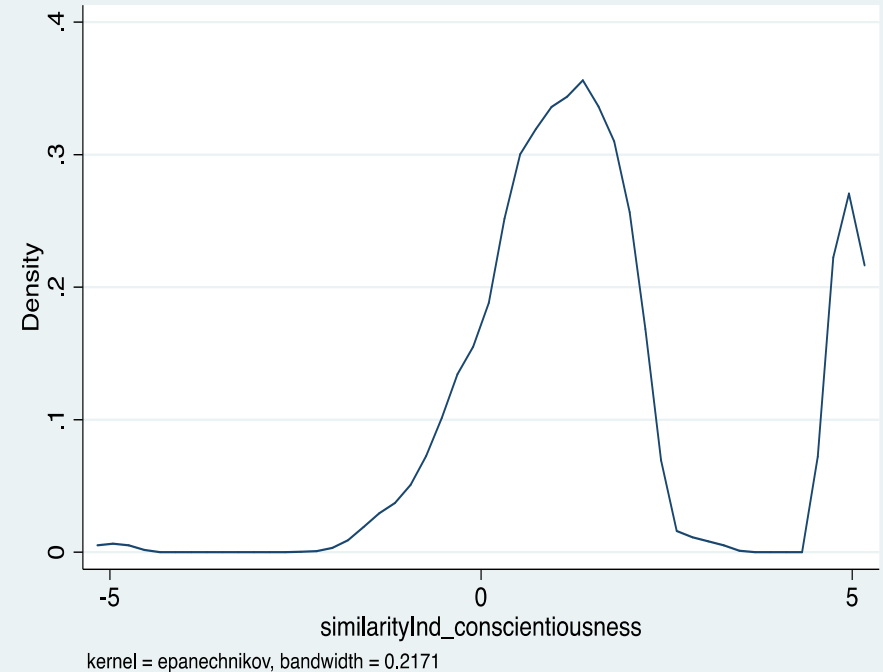
# Couple's Similarities

## Distribution of similarity indices

similarityInd\_extraversion



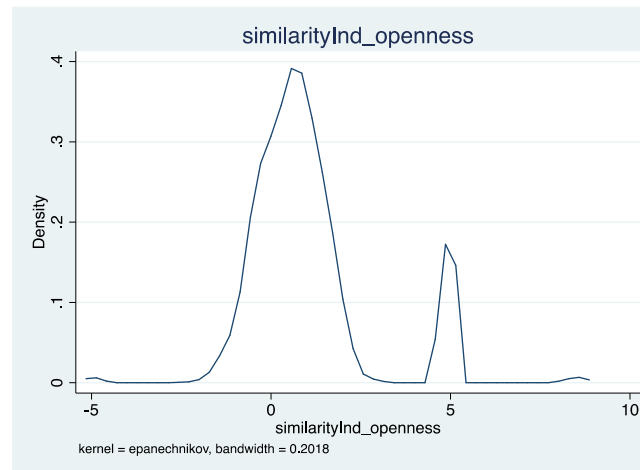
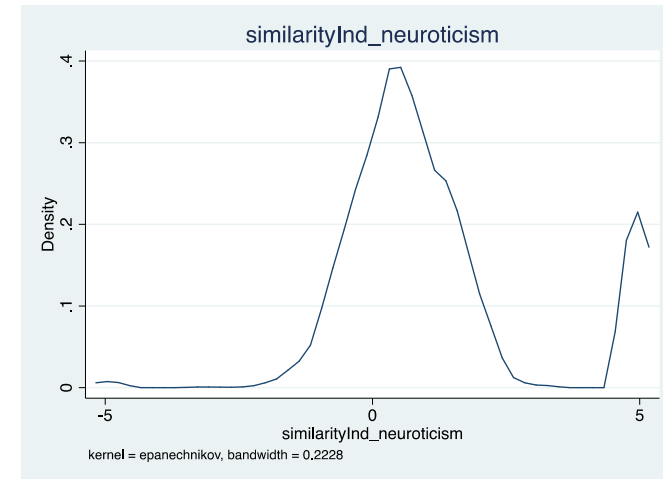
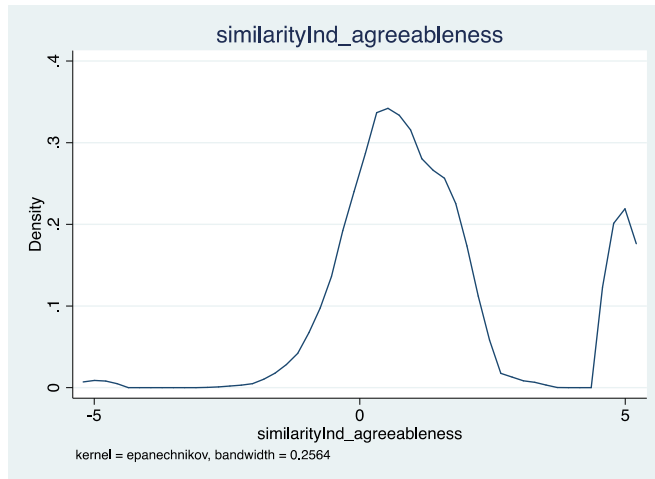
similarityInd\_conscientiousness



Kernel Density of Similarity Index (all population)

# Couple's Similarities

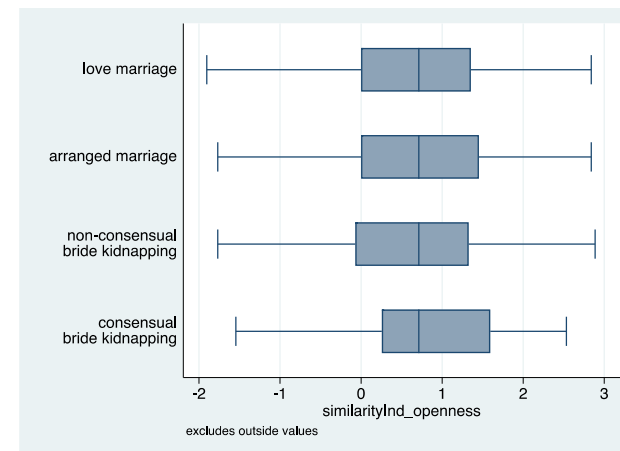
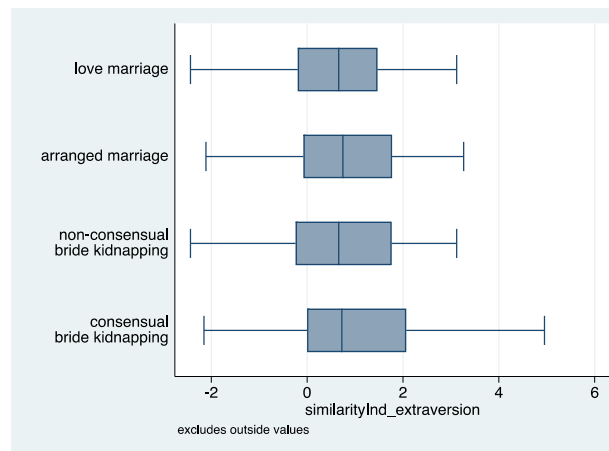
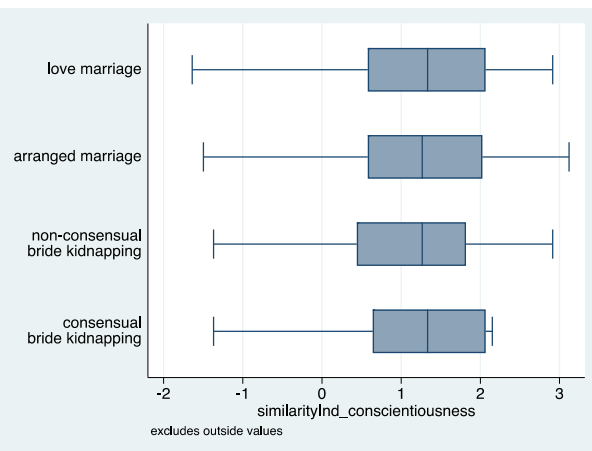
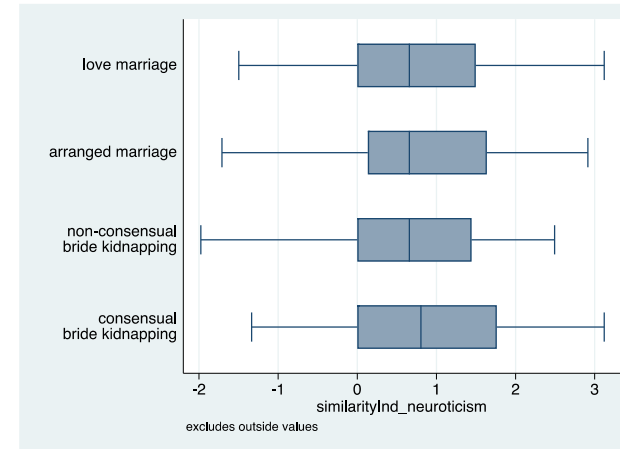
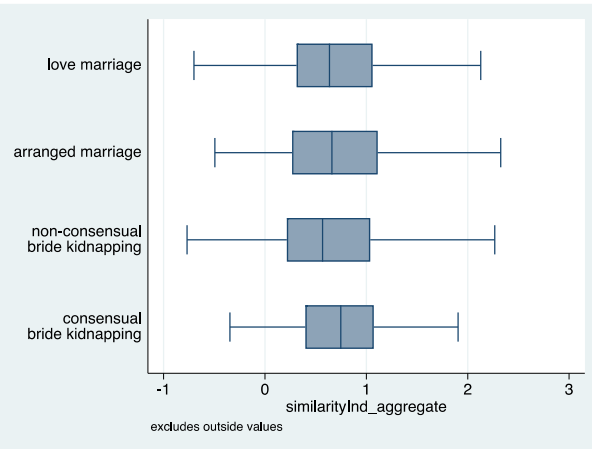
## Distribution of similarity indices



Kernel Density of Similarity Index (all population)

# Couple's Similarities

## Across different types of marriage



Similarity Indices across Different Types of Marriage (all population)

**Table 2** Estimation results - Association of profile similarity index and type of marriage

VARIABLES	Identical couples included				Identical couples excluded			
	(1) No controls	(2) Control for demographics	(3) Add district indicators	(4) Kyrgyz only	(5) No controls	(6) Control for demographics	(7) Add district indicators	(8) Kyrgyz only
Arranged marriage	-0.082 (0.095)	-0.128 (0.098)	-0.199** (0.096)	-0.224* (0.129)	-0.147** (0.060)	-0.102* (0.062)	-0.120** (0.060)	-0.076 (0.078)
non-consensual bride kidnapping	-0.227*** (0.086)	-0.212** (0.093)	-0.191* (0.100)	-0.168 (0.127)	-0.202*** (0.068)	-0.158** (0.070)	-0.128* (0.069)	-0.051 (0.084)
consensual bride kidnapping	0.157 (0.264)	0.141 (0.263)	0.082 (0.249)	0.044 (0.253)	-0.039 (0.189)	-0.060 (0.180)	-0.047 (0.158)	-0.020 (0.158)
marriage duration	-0.004* (0.002)	0.000 (0.003)	0.002 (0.003)	0.003 (0.004)	-0.002 (0.002)	0.003 (0.003)	0.005** (0.002)	0.007** (0.003)
Duration * arranged	0.010*** (0.004)	0.010*** (0.004)	0.008** (0.003)	0.007 (0.004)	0.007*** (0.002)	0.006** (0.002)	0.005** (0.002)	0.002 (0.003)
Duration * nonconsensual	0.008*** (0.003)	0.007** (0.003)	0.003 (0.003)	0.001 (0.004)	0.007** (0.003)	0.006** (0.003)	0.003 (0.002)	-0.001 (0.003)
Duration * consensual	0.001 (0.007)	0.001 (0.007)	-0.001 (0.007)	-0.001 (0.007)	0.005 (0.006)	0.006 (0.006)	0.004 (0.005)	0.001 (0.006)
Spouses are Uzbeks		0.139 (0.093)	-0.128 (0.093)			-0.183*** (0.058)	-0.335*** (0.075)	
Spouses are Russians		-0.090 (0.062)	0.009 (0.060)			-0.044 (0.057)	0.006 (0.058)	
Spouses are of other, but identical ethnicity		-0.038 (0.060)	0.211*** (0.068)			0.064 (0.052)	0.237*** (0.064)	
Spouses are of different ethnicity		-0.053 (0.078)	-0.017 (0.074)			0.005 (0.074)	-0.006 (0.072)	
Age of husband		-0.009 (0.008)	-0.002 (0.007)	-0.000 (0.010)		-0.003 (0.005)	-0.001 (0.005)	-0.001 (0.006)
Age of wife		0.005 (0.009)	0.006 (0.008)	-0.003 (0.010)		-0.004 (0.006)	-0.003 (0.006)	-0.006 (0.007)
Wife' age * Husband's age		-0.000 (0.000)	-0.000 (0.000)	0.000 (0.000)		0.000 (0.000)	-0.000 (0.000)	0.000 (0.000)
Husband education		0.047 (0.048)	0.025 (0.045)	0.045 (0.056)		0.051 (0.039)	0.037 (0.037)	0.062 (0.045)
Wife education		0.021 (0.055)	0.007 (0.052)	0.018 (0.065)		0.019 (0.038)	0.006 (0.037)	0.026 (0.045)
Husband education * Wife education		-0.007 (0.010)	-0.002 (0.009)	-0.004 (0.011)		-0.004 (0.007)	-0.001 (0.007)	-0.004 (0.008)
Constant	0.810*** (0.060)	0.802** (0.362)	0.253 (0.309)	0.075 (0.415)	0.740*** (0.044)	0.676*** (0.228)	0.429* (0.226)	-0.063 (0.291)
District indicators	No	No	Yes	Yes	No	No	Yes	Yes
Observations	1,810	1,793	1,793	1,261	1,769	1,752	1,752	1,241
R-squared	0.013	0.018	0.279	0.225	0.010	0.024	0.183	0.266

Robust standard errors in parentheses

\*\*\* p&lt;0.01, \*\* p&lt;0.05, \* p&lt;0.1



**Table 3** Estimation results - Association of personality trait similarities index and type of marriage, controlling for marriage duration

VARIABLES	(1) openness	(2) conscientiousness	(3) agreeableness	(4) extraversion	(5) neuroticism
Arranged marriage	-0.367* (0.201)	-0.310 (0.205)	-0.102 (0.210)	-0.249 (0.208)	-0.159 (0.190)
non-consensual bride kidnapping	-0.376* (0.223)	-0.252 (0.237)	-0.055 (0.264)	0.085 (0.239)	0.014 (0.224)
consensual bride kidnapping	0.284 (0.514)	0.462 (0.590)	-0.143 (0.414)	0.157 (0.619)	-0.757 (0.530)
marriage duration	0.002 (0.007)	0.016** (0.008)	0.007 (0.013)	0.012 (0.009)	0.005 (0.007)
Duration * arranged	0.008 (0.007)	0.006 (0.008)	0.006 (0.008)	0.016* (0.008)	0.010 (0.007)
Duration * nonconsensual	0.007 (0.007)	-0.002 (0.008)	-0.003 (0.009)	0.001 (0.008)	-0.001 (0.008)
Duration * consensual	-0.014 (0.015)	-0.012 (0.019)	0.009 (0.017)	0.004 (0.020)	0.030* (0.018)
Spouses are Uzbeks	-0.222 (0.226)	-0.473* (0.269)	-0.136 (0.280)	-0.056 (0.239)	-0.145 (0.232)
Spouses are Russians	0.086 (0.157)	-0.158 (0.201)	-0.003 (0.208)	0.074 (0.212)	0.146 (0.202)
Spouses are of other, but identical ethnicity	0.376* (0.194)	0.399* (0.239)	0.211 (0.252)	0.359* (0.189)	0.259 (0.197)
Spouses are of different ethnicity	0.139 (0.266)	-0.420 (0.292)	0.011 (0.369)	0.085 (0.343)	-0.365 (0.362)
Age of husband	-0.013 (0.016)	-0.020 (0.015)	-0.004 (0.016)	-0.015 (0.015)	-0.022 (0.016)
Age of wife	0.008 (0.015)	-0.009 (0.017)	0.010 (0.020)	-0.016 (0.018)	0.011 (0.017)
Wife' age * Husband's age	-0.000 (0.000)	0.000 (0.000)	-0.000 (0.000)	0.000 (0.000)	0.000 (0.000)
Husband education	0.055 (0.107)	-0.077 (0.115)	0.067 (0.121)	0.089 (0.120)	0.041 (0.129)
Wife education	0.012 (0.107)	-0.134 (0.115)	0.103 (0.122)	0.052 (0.127)	0.038 (0.130)
Husband education * Wife education	-0.007 (0.020)	0.026 (0.022)	-0.017 (0.023)	-0.006 (0.024)	-0.004 (0.024)
Constant	0.791 (0.696)	2.475*** (0.730)	0.229 (0.812)	0.712 (0.757)	0.763 (0.770)
District indicators	Yes	Yes	Yes	Yes	Yes
Observations	1,653	1,711	1,703	1,758	1,611
R-squared	0.170	0.142	0.148	0.134	0.176

Robust standard errors in parentheses

\*\*\* p<0.01, \*\* p<0.05, \* p<0.1

# Outline

- Who kidnaps Whom
- Couple's Similarities
- **Mental Health and Marriage Types**
- Personality and Choice of Marriage

# Mental Health

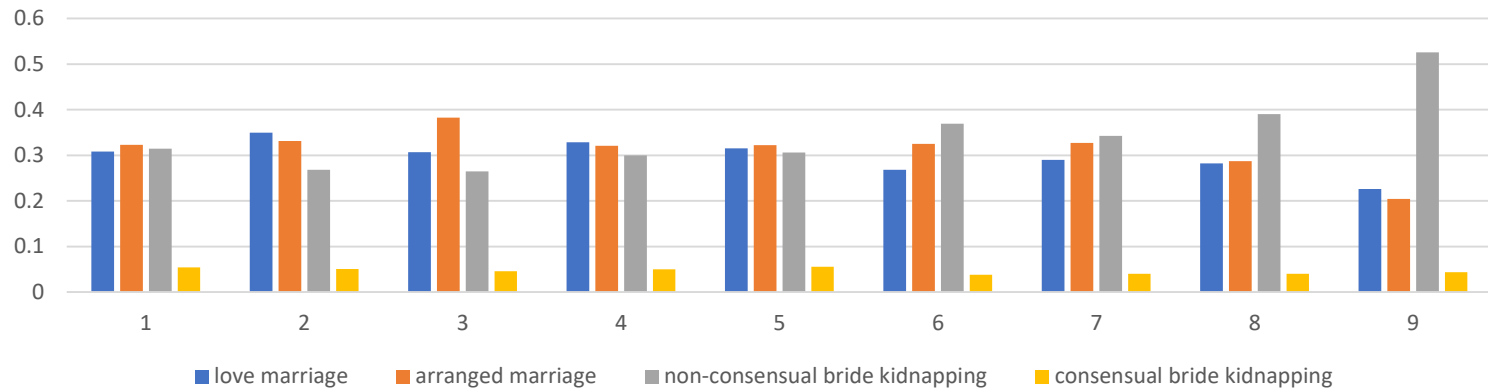
## Construct depression indicator

I247	Over the past 2 weeks, how often have you been bothered by any of the following problems?	Not At all	Several Days	More Than Half the Days	Nearly Every Day
	1. Little interest or pleasure in doing things	0	1	2	3
	2. Feeling down, depressed or hopeless	0	1	2	3
	3. Trouble falling asleep, staying asleep, or sleeping too much	0	1	2	3
	4. Feeling tired or having little energy	0	1	2	3
	5. Poor appetite or overeating	0	1	2	3
	6. Feeling bad about yourself - or that you're a failure or have let yourself or your family down	0	1	2	3
	7. Trouble concentrating on things, such as reading newspaper or watching TV	0	1	2	3
	8. Moving or speaking so slowly that other people could have noticed. Or, the opposite - being so fidgety or restless that you have been moving around a lot more than usual	0	1	2	3
	9. Thoughts that you would be better off dead or of hurting yourself in some way	0	1	2	3

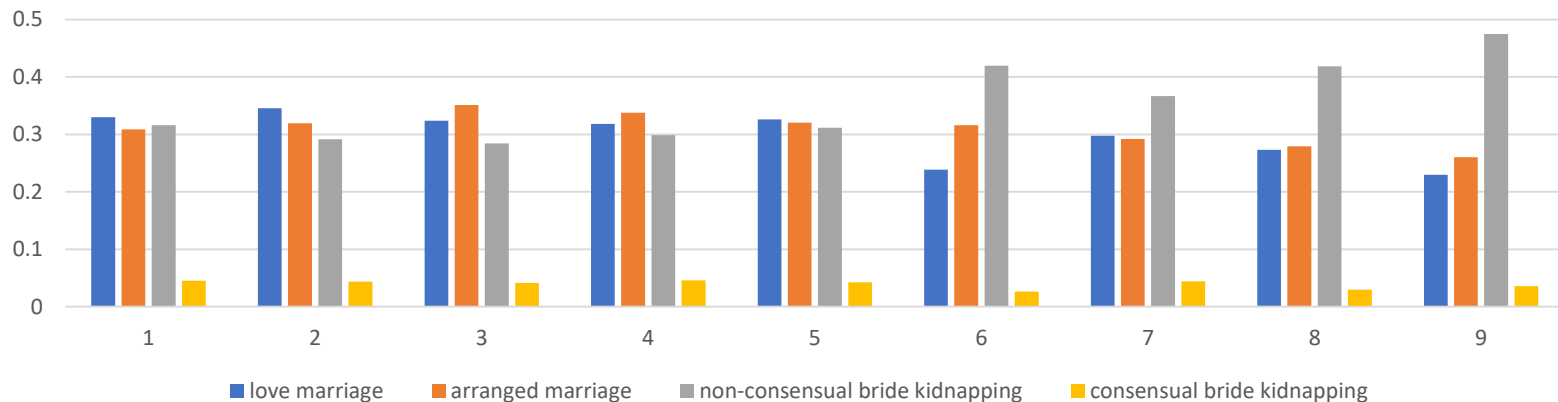
# Mental Health

## Proportion

Proportion of male interviewee who suffer mental health problem



Proportion of female interviewee who suffer mental health problem



# Mental Health

## Hazard function

**Table: Hazard function on the probability of suffering depression**

VARIABLES	(1) Men	(2) Women	(3) Men	(4) Women
Arranged marriage	0.018 (0.052)	-0.062 (0.053)	0.015 (0.053)	-0.057 (0.054)
Non-consensual bride kidnapping	0.150** (0.063)	0.163*** (0.062)	0.138** (0.065)	0.164*** (0.064)
Consensual bride kidnapping	0.249 (0.158)	0.438*** (0.142)	0.191 (0.165)	0.416*** (0.142)
Marriage duration	0.009*** (0.002)	0.006*** (0.002)	0.000 (0.003)	-0.001 (0.003)
Love marriage * marriage duration	0.000 (0.000)	0.000 (0.000)	0.000 (0.000)	0.000 (0.000)
Arranged marriage * marriage duration	0.000 (0.002)	0.003 (0.002)	0.001 (0.002)	0.003 (0.002)
Non-consensual bride kidnapping * marriage duration	-0.001 (0.002)	-0.001 (0.002)	-0.001 (0.002)	-0.000 (0.002)
Consensual bride kidnapping * marriage duration	-0.003 (0.005)	-0.008* (0.005)	-0.002 (0.005)	-0.007 (0.005)
Household income			0.000 (0.011)	-0.001 (0.010)

# Mental Health

## Hazard function (cont'd)

Highest degree = primary			-0.531** (0.207)	-0.493** (0.193)
Highest degree = basic			-0.266*** (0.075)	-0.202*** (0.071)
Highest degree = secondary general			-0.190*** (0.071)	-0.165** (0.066)
Highest degree = primary technical			-0.133 (0.091)	-0.027 (0.084)
Highest degree = secondary technical			-0.154** (0.077)	-0.158** (0.071)
Highest degree = university (bachelor, diploma, master)			-0.156** (0.075)	-0.117* (0.070)
Husband employment status			-0.063** (0.026)	
Husband age			0.002 (0.006)	
Husband age^2			0.000 (0.000)	
Wife employment status				-0.017 (0.025)
Wife age				0.001 (0.006)
Wife age^2				0.000 (0.000)
Constant	0.282*** (0.038)	0.394*** (0.040)	0.448*** (0.150)	0.511*** (0.139)
Observations	1,827	1,827	1,794	1,794
R-squared	0.065	0.065	0.082	0.076

# Mental Health

## Hazard function – Kyrgyz only

**Table: Hazard function on the probability of suffering depression (Kyrgyz only)**

VARIABLES	(1) Men	(2) Women	(3) Men	(4) Women
Arranged marriage	0.044 (0.069)	-0.108 (0.069)	0.041 (0.071)	-0.086 (0.072)
Non-consensual bride kidnapping	0.091 (0.074)	0.106 (0.072)	0.082 (0.076)	0.121 (0.074)
Consensual bride kidnapping	0.155 (0.162)	0.349** (0.149)	0.089 (0.170)	0.336** (0.149)
Marriage duration	0.009*** (0.002)	0.005** (0.002)	0.004 (0.003)	0.002 (0.004)
Love marriage * marriage duration	0.000 (0.000)	0.000 (0.000)	0.000 (0.000)	0.000 (0.000)
Arranged marriage * marriage duration	-0.000 (0.003)	0.004 (0.003)	-0.001 (0.003)	0.003 (0.003)
Non-consensual bride kidnapping * marriage duration	-0.001 (0.003)	0.000 (0.003)	-0.001 (0.003)	-0.001 (0.003)
Consensual bride kidnapping * marriage duration	-0.001	-0.006	-0.000	-0.007

# Mental Health

## Hazard function – Kyrgyz only (cont'd)

Highest degree = primary			-0.680*** (0.260)	-0.660*** (0.250)
Highest degree = basic			-0.249*** (0.079)	-0.161** (0.075)
Highest degree = secondary general			-0.181*** (0.068)	-0.170** (0.067)
Highest degree = primary technical			-0.107 (0.092)	-0.042 (0.087)
Highest degree = secondary technical			-0.160** (0.076)	-0.182** (0.074)
Highest degree = university (bachelor, diploma, master)			-0.170** (0.074)	-0.143** (0.071)
Husband employment status			-0.101*** (0.031)	
Husband age			0.006 (0.008)	
Husband age^2			-0.000 (0.000)	
Wife employment status				-0.040 (0.029)
Wife age				0.001 (0.007)
Wife age^2				0.000 (0.000)
Constant	0.335*** (0.053)	0.475*** (0.054)	0.450** (0.181)	0.610*** (0.165)
Observations	1,289	1,289	1,265	1,265
R-squared	0.056	0.057	0.073	0.066



# Mental Health

## Hazard function (Kyrgyz only, combine bride kidnapping types)

**Table: Hazard function on the probability of suffering depression**  
(Kyrgyz only, combine bride kidnapping types)

VARIABLES	(1) Men	(2) Women	(3) Men	(4) Women
Arranged marriage	0.044 (0.069)	-0.108 (0.069)	0.042 (0.071)	-0.086 (0.071)
Bride kidnapping	0.096 (0.072)	0.130* (0.071)	0.082 (0.074)	0.141* (0.073)
Marriage duration	0.009*** (0.002)	0.005** (0.002)	0.004 (0.003)	0.002 (0.004)
Arranged marriage * marriage duration	-0.000 (0.003)	0.004 (0.003)	-0.001 (0.003)	0.003 (0.003)
Bride kidnapping * marriage duration	-0.001 (0.003)	-0.000 (0.003)	-0.001 (0.003)	-0.002 (0.003)
Household income			0.011 (0.012)	0.000 (0.011)
Highest degree = primary			-0.677** (0.264)	-0.676*** (0.254)
Highest degree = basic			-0.255*** (0.077)	-0.160** (0.074)
Highest degree = secondary general			-0.186*** (0.064)	-0.164** (0.065)
Highest degree = primary technical			-0.112 (0.090)	-0.040 (0.086)
Highest degree = secondary technical			-0.165** (0.073)	-0.177** (0.073)
Highest degree = university (bachelor, diploma, master)			-0.175**	-0.138**

# Mental Health

## Hazard function

### with personality Controls

Table: Hazard function with personality controls

VARIABLES	(1)	(2)	(3)	(4)
	Men (all population)	Women (all population)	Men (Kyrgyz only)	Women (Kyrgyz only)
Arranged marriage	-0.011 (0.053)	-0.080 (0.054)	0.019 (0.071)	-0.115 (0.071)
Non-consensual bride kidnapping	0.112* (0.065)	0.150** (0.064)	0.061 (0.075)	0.100 (0.074)
Consensual bride kidnapping	0.152 (0.162)	0.373** (0.146)	0.055 (0.170)	0.284* (0.153)
Marriage duration	0.000 (0.003)	-0.002 (0.003)	0.004 (0.003)	0.002 (0.004)
Love marriage * marriage duration	0.000 (0.000)	0.000 (0.000)	0.000 (0.000)	0.000 (0.000)
Arranged marriage * marriage duration	0.001 (0.002)	0.004* (0.002)	-0.000 (0.003)	0.003 (0.003)
Non-consensual bride kidnapping * marriage duration	-0.001 (0.002)	-0.000 (0.002)	-0.001 (0.003)	-0.001 (0.003)
Consensual bride kidnapping * marriage duration	-0.001 (0.005)	-0.006 (0.005)	-0.000 (0.006)	-0.006 (0.005)
Household income	-0.005 (0.011)	-0.006 (0.010)	0.005 (0.012)	-0.008 (0.012)
Highest degree = primary	-0.596*** (0.208)	-0.543*** (0.200)	-0.743*** (0.265)	-0.738*** (0.255)
Highest degree = basic	-0.285*** (0.082)	-0.225*** (0.077)	-0.295*** (0.079)	-0.232*** (0.083)
Highest degree = secondary general	-0.210*** (0.078)	-0.194*** (0.072)	-0.234*** (0.069)	-0.248*** (0.075)
Highest degree = primary technical	-0.150 (0.097)	-0.050 (0.089)	-0.155* (0.092)	-0.111 (0.093)
Highest degree = secondary technical	-0.178** (0.083)	-0.188** (0.077)	-0.211*** (0.077)	-0.250*** (0.081)
Highest degree = university (bachelor, diploma, master)	-0.173** (0.082)	-0.141* (0.075)	-0.220*** (0.075)	-0.212*** (0.078)
Husband employment status	-0.057** (0.026)		-0.100*** (0.032)	
Wife employment status		-0.017 (0.025)		-0.040 (0.029)

# Mental Health with Personality Controls

## Hazard function (cont'd)

w_agreeableness	0.051** (0.022)	0.041* (0.022)	0.046* (0.026)	0.053** (0.025)
w_openness	0.013 (0.027)	-0.005 (0.027)	0.009 (0.034)	-0.031 (0.033)
w_conscientiousness	0.015 (0.025)	-0.005 (0.025)	0.004 (0.031)	0.004 (0.031)
w_extraversion	-0.001 (0.029)	0.009 (0.029)	0.027 (0.036)	0.023 (0.035)
w_neuroticism	-0.012 (0.023)	-0.016 (0.023)	-0.015 (0.027)	-0.036 (0.027)
h_agreeableness	0.044** (0.020)	0.060*** (0.020)	0.051** (0.024)	0.075*** (0.024)
h_openness	-0.018 (0.029)	0.015 (0.028)	-0.049 (0.035)	-0.037 (0.033)
h_conscientiousness	-0.027 (0.026)	0.000 (0.025)	-0.000 (0.030)	0.011 (0.029)
h_extraversion	-0.000 (0.030)	-0.005 (0.029)	0.034 (0.036)	0.046 (0.035)
h_neuroticism	-0.022 (0.023)	-0.023 (0.023)	-0.016 (0.027)	-0.018 (0.027)
Constant	0.393* (0.224)	0.354* (0.214)	0.245 (0.266)	0.434* (0.253)
Observations	1,794	1,794	1,265	1,265
R-squared	0.093	0.088	0.085	0.086

Robust standard errors in parentheses

\*\*\* p<0.01, \*\* p<0.05, \* p<0.1

# Outline

- Who kidnaps Whom
- Couple's Similarities
- Mental Health and Marriage Types
- **Personality and Choice of Marriage**

# Personality and Choice of Marriage

All Times

Table: Couple's Personalities and Choice of Types of Marriage

VARIABLES	(1) Love marriage	(3) Non- consensual bride kidnapping	(4) Consensual bride kidnapping	(5) Love marriage	(7) Non- consensual bride kidnapping	(8) Consensual bride kidnapping
w_conscientiousness	0.035 (0.120)	0.304** (0.136)	0.100 (0.327)	-0.102 (0.139)	0.326** (0.149)	0.186 (0.363)
h_conscientiousness	0.224* (0.125)	0.049 (0.129)	-0.188 (0.280)	0.141 (0.149)	0.009 (0.143)	-0.255 (0.305)
w_openness	0.262* (0.137)	0.089 (0.148)	0.084 (0.326)	0.107 (0.156)	0.020 (0.163)	0.029 (0.364)
h_openness	0.173 (0.143)	-0.228 (0.147)	0.158 (0.329)	0.249 (0.163)	-0.252 (0.162)	0.092 (0.357)
w_agreeableness	-0.302*** (0.111)	0.262** (0.115)	0.300 (0.222)	-0.265** (0.126)	0.271** (0.127)	0.361 (0.235)
h_agreeableness	-0.210** (0.101)	-0.222** (0.110)	0.034 (0.203)	-0.188 (0.117)	-0.248** (0.119)	-0.039 (0.218)
w_extraversion	-0.058 (0.148)	-0.220 (0.152)	0.046 (0.327)	-0.118 (0.171)	-0.154 (0.169)	0.089 (0.355)
h_extraversion	0.037 (0.145)	-0.080 (0.151)	0.325 (0.310)	-0.107 (0.167)	-0.054 (0.170)	0.440 (0.343)
w_neuroticism	0.496*** (0.108)	-0.020 (0.124)	0.129 (0.288)	0.403*** (0.129)	0.085 (0.135)	0.170 (0.313)
h_neuroticism	0.424*** (0.113)	0.064 (0.126)	-0.188 (0.203)	0.341** (0.135)	0.041 (0.131)	-0.176 (0.212)
ethn_uzbeks				-2.906*** (0.294)	1.311 (1.041)	12.564*** (0.627)
ethn_russian				3.116*** (0.489)	-0.350 (0.710)	-13.622*** (1.589)
ethn_other				1.664*** (0.231)	-3.528*** (1.015)	-14.845*** (0.253)
diff_ethn				2.415*** (0.656)	-0.875 (1.134)	-14.000*** (0.634)
husband education				0.111** (0.055)	-0.103* (0.058)	-0.021 (0.111)
wife education				0.252*** (0.055)	-0.057 (0.061)	-0.107 (0.129)
Constant	-3.425*** (0.860)	-0.397 (0.881)	-4.987** (2.113)	-3.069*** (1.155)	1.431 (1.197)	-4.006* (2.389)
Age, Age <sup>2</sup>	No	No	No	Yes	Yes	Yes
Observations	1,881	1,881	1,881	1,814	1,814	1,814

# Personality and Choice of Marriage

## Soviet Era

Table: Couple's Personalities and Choice of Types of Marriage (Soviet Era)

VARIABLES	(1) Love marriage	(3) Non- consensual bride kidnapping	(4) Consensual bride kidnapping	(5) Love marriage	(7) Non- consensual bride kidnapping	(8) Consensual bride kidnapping
w_conscientiousness	0.238 (0.179)	0.213 (0.190)	0.012 (0.393)	0.160 (0.227)	0.307 (0.215)	0.220 (0.467)
h_conscientiousness	0.059 (0.190)	0.088 (0.181)	-0.747** (0.364)	0.027 (0.246)	0.053 (0.207)	-0.880** (0.441)
w_openness	0.155 (0.214)	0.055 (0.211)	0.432 (0.386)	-0.150 (0.259)	-0.061 (0.233)	0.313 (0.442)
h_openness	0.240 (0.224)	-0.089 (0.207)	0.170 (0.435)	0.407 (0.278)	-0.080 (0.234)	0.157 (0.490)
w_agreeableness	-0.325* (0.166)	0.239 (0.162)	0.353 (0.279)	-0.311 (0.197)	0.268 (0.185)	0.484 (0.314)
h_agreeableness	-0.030 (0.154)	-0.147 (0.156)	0.127 (0.243)	0.029 (0.187)	-0.173 (0.173)	0.096 (0.269)
w_extraversion	-0.151 (0.231)	-0.198 (0.229)	0.511 (0.453)	-0.227 (0.292)	-0.217 (0.260)	0.469 (0.516)
h_extraversion	-0.241 (0.227)	-0.289 (0.218)	0.334 (0.409)	-0.369 (0.276)	-0.274 (0.263)	0.634 (0.497)
w_neuroticism	0.536*** (0.159)	0.040 (0.177)	0.208 (0.349)	0.462** (0.204)	0.112 (0.192)	0.201 (0.373)
h_neuroticism	0.353** (0.172)	0.026 (0.187)	-0.045 (0.268)	0.296 (0.217)	-0.011 (0.196)	-0.029 (0.290)
ethn_uzbeks				-2.671*** (0.461)	1.096 (1.054)	12.850*** (0.719)
ethn_russian				3.333*** (0.628)	-2.653*** (0.802)	-13.651*** (0.677)
ethn_other				1.525*** (0.342)	-2.974*** (1.015)	-14.723*** (0.347)
diff_ethn				3.323*** (1.183)	0.148 (1.405)	-13.727*** (1.106)
husband education				-0.072 (0.091)	-0.191** (0.088)	-0.181 (0.144)
wife education				0.422*** (0.094)	0.044 (0.096)	0.079 (0.163)
Constant	-2.476* (1.320)	0.073 (1.277)	-6.354** (2.836)	-2.278 (1.940)	1.781 (1.916)	-8.287** (3.807)
Age, Age <sup>2</sup>	No	No	No	Yes	Yes	Yes
Observations	877	877	877	824	824	824

# Personality and Choice of Marriage

## Transition Era

**Table: Couple's Personalities and Choice of Types of Marriage (Transition Era)**

VARIABLES	(1) Love marriage	(3) Non- consensual bride kidnapping	(4) Consensual bride kidnapping	(5) Love marriage	(7) Non- consensual bride kidnapping	(8) Consensual bride kidnapping
w_conscientiousness	-0.574* (0.321)	0.885** (0.384)	-0.796 (0.610)	-0.542 (0.348)	0.866** (0.393)	-0.706 (0.592)
h_conscientiousness	0.678** (0.335)	-0.126 (0.316)	0.098 (0.297)	0.537 (0.394)	0.065 (0.352)	0.376 (0.396)
w_openness	0.898*** (0.347)	-0.369 (0.403)	0.494 (0.783)	0.676* (0.391)	-0.583 (0.487)	0.219 (0.938)
h_openness	0.110 (0.355)	-0.009 (0.350)	0.658 (0.477)	0.095 (0.402)	-0.246 (0.396)	0.340 (0.559)
w_agreeableness	-0.083 (0.274)	0.570** (0.263)	0.644 (0.530)	-0.132 (0.321)	0.635** (0.285)	0.666 (0.663)
h_agreeableness	-0.413* (0.240)	-0.253 (0.238)	-0.702 (0.570)	-0.526* (0.311)	-0.453 (0.280)	-0.861 (0.546)
w_extraversion	0.185 (0.343)	-0.645* (0.382)	0.160 (0.818)	0.346 (0.398)	-0.443 (0.412)	0.587 (0.932)
h_extraversion	0.297 (0.336)	0.143 (0.356)	-0.427 (0.738)	-0.037 (0.395)	0.107 (0.437)	-0.708 (0.716)
w_neuroticism	0.829*** (0.276)	-0.213 (0.289)	1.426** (0.651)	0.876** (0.349)	-0.221 (0.324)	1.526** (0.691)
h_neuroticism	0.522* (0.283)	0.265 (0.271)	-0.347 (0.488)	0.277 (0.356)	0.329 (0.289)	-0.363 (0.461)
ethn_uzbeks				-3.682*** (0.783)	11.315*** (1.182)	-1.586 (1.036)
ethn_russian				4.397*** (1.499)	2.398 (1.638)	-13.562*** (4.890)
ethn_other				1.987*** (0.572)	-15.020*** (0.591)	-14.670*** (1.062)
diff_ethn				0.589 (0.909)	-15.257*** (1.239)	-13.506*** (1.239)
husband education				0.328** (0.129)	-0.257* (0.144)	0.073 (0.341)
wife education				0.138 (0.132)	-0.166 (0.147)	-0.375 (0.349)
Constant	-7.706*** (2.121)	-0.990 (2.220)	-6.246 (5.816)	-11.359*** (4.085)	-8.093 (5.493)	-14.593 (20.645)
Age, Age <sup>2</sup>	No	No	No	Yes	Yes	Yes
Observations	374	374	374	373	373	373



# Personality and Choice of Marriage

## Post-Transition Era

Table: Couple's Personalities and Choice of Types of Marriage (Post-Transition Era)

VARIABLES	(1) Love marriage	(3) Non- consensual bride kidnapping	(4) Consensual bride kidnapping	(5) Love marriage	(7) Non- consensual bride kidnapping	(8) Consensual bride kidnapping
w_conscientiousness	-0.007 (0.201)	0.209 (0.246)	0.634 (0.771)	-0.200 (0.222)	0.091 (0.267)	0.738 (0.845)
h_conscientiousness	0.235 (0.205)	0.040 (0.246)	1.272** (0.609)	0.079 (0.238)	-0.036 (0.265)	0.848 (0.602)
w_openness	0.204 (0.219)	0.369 (0.270)	-0.651 (0.660)	0.077 (0.246)	0.349 (0.305)	-0.803 (0.776)
h_openness	0.045 (0.231)	-0.564** (0.281)	-0.431 (0.708)	0.213 (0.262)	-0.506 (0.311)	0.074 (0.744)
w_agreeableness	-0.362* (0.186)	0.107 (0.213)	-0.326 (0.473)	-0.239 (0.203)	0.067 (0.226)	-0.442 (0.425)
h_agreeableness	-0.353** (0.172)	-0.229 (0.209)	0.600 (0.420)	-0.300 (0.189)	-0.180 (0.218)	0.793 (0.562)
w_extraversion	0.057 (0.240)	0.008 (0.263)	-1.152** (0.539)	-0.114 (0.265)	0.096 (0.321)	-1.445* (0.786)
h_extraversion	0.207 (0.232)	0.008 (0.279)	0.342 (0.554)	0.062 (0.260)	0.080 (0.297)	0.478 (0.802)
w_neuroticism	0.353* (0.187)	-0.076 (0.219)	-0.935 (0.766)	0.096 (0.210)	0.052 (0.245)	-0.897 (0.857)
h_neuroticism	0.434** (0.184)	-0.041 (0.231)	-0.299 (0.384)	0.432** (0.207)	-0.076 (0.246)	-0.285 (0.400)
ethn_uzbeks				-2.881*** (0.447)	14.013*** (0.563)	-2.782*** (0.804)
ethn_russian				2.885*** (1.025)	0.373 (1.419)	-12.701*** (1.224)
ethn_other				1.714*** (0.385)	-16.412*** (0.345)	-13.745*** (0.641)
diff_ethn				2.315** (1.077)	-16.467*** (1.083)	-11.111*** (1.406)
husband education				0.228** (0.093)	-0.034 (0.099)	0.162 (0.294)
wife education				0.113 (0.090)	-0.038 (0.099)	0.078 (0.331)
Constant	-2.836** (1.376)	-0.447 (1.556)	-1.002 (3.278)	-2.580 (2.305)	-2.975 (3.099)	6.830 (4.780)
Age, Age <sup>2</sup>	No	No	No	Yes	Yes	Yes
Observations	630	630	630	617	617	617



## Next Step

- Bigger Question: Why marriage institution changes over time?
- We want to consider a structural model that explains the transition of marriage system