

## Life in Kyrgyzstan: Older Women Do Less Housework

---

*Kamila Kolpashnikova*

Assistant Professor

American University of Central Asia



*American University  
of Central Asia*

## Stalled or Converging

- the stall (Hochschild and Machung, 1989)
- we are already on the way of reaching equality at home (Gimenez-Nadal and Sevilla, 2012; Kan et al., 2011; Marshall, 2011; Robinson and Godbey, 1997).

# Approaches to Gendered Division of Labour

## 1) **Resource-centered approach.** [More resources = less housework]

- Relative resources a.k.a. bargaining (Brines 1994; Greenstein 2000)
- Time constraint, or time availability (Artis and Pavalko 2003; Coverman 1985; Presser 1994; Silver and Goldscheider 2013)
- Autonomy (Gupta 2007)

Gender works indirectly through resources (Bittman, England, and Sayer 2003).

## 2) **Gender-centred approach.**

Household is a ‘site for doing gender’ (West and Zimmerman 1987) or a ‘gender factory’ (Berk 1985).

- sex/gender attitudes - gender socialization - gender performance
- “doing gender” (West and Zimmerman 1987; Butler 1990)

## Gender Socialization

- **new generations** are usually socialized in ways that promote more egalitarian gender scripts compared to older generations (Alwin and McCammon, 2004).
- This usually implies that (at least in the West) that older women do more housework than younger women
- However, this is not likely to work everywhere

## Data

- the Life in Kyrgyzstan (LiK), 2011-2013, for which time use data is available (German Institute for Economic Research 2013).

## Models

Negative binomial regression because the DVs are usual time use variables with many zero observations.

- DV: time spent on housework such as cooking, cleaning, and shopping
- Time spent on work
- Female/Male
- Married/Non-Married
- Number of children
- Age
- Education in Years
- Weekend
- Year
  
- Intercations: Female\*Married\*Age \*Age

## Descriptives

Variables	Description	Mean (Women) (N= 19600.6)	Bootstrap SE	Mean (Men) (N= 20243.5)	Bootstrap SE	Diff. in Means
<u>Domestic Tasks</u>	Domestic tasks combined (min.)	226.37	(1.782)	12.09	(0.587)	214.28***
Cooking Tasks	Cooking and washing up (min.)	126.14	(1.058)	3.21	(0.259)	122.93***
Cleaning Tasks	Cleaning, laundry, and mending (min.)	86.91	(1.030)	1.51	(0.178)	85.4***
Shopping Tasks	Shopping and services (min.)	13.32	(0.495)	7.37	(0.445)	5.95***

This is approximately **3259 hours more** in a year, approx. 4.5 months a year  
(for comparison, it's less than a month in Canada, and 2 months in Japan)

## Canada, for comparison

Variables	Description	Mean (Women) (N= 19600.6)	Bootstrap SE	Mean (Men) (N= 20243.5)	Bootstrap SE	Diff. in Means
Domestic Tasks	Domestic tasks combined (min.)	206.02	(0.348)	112.79	(0.280)	93.23***
Cooking Tasks	Cooking and washing up (min.)	72.320	(0.146)	26.830	(0.082)	45.49***
Cleaning Tasks	Cleaning, laundry, and mending (min.)	70.373	(0.195)	20.384	(0.112)	49.989***
Maintenance Tasks	Maintenance and repair (min.)	6.045	(0.074)	22.214	(0.148)	-16.169***
Shopping Tasks	Shopping and services (min.)	57.281	(0.211)	43.362	(0.178)	13.919***

This is approximately **568 hours more** in a year, a bit < a month

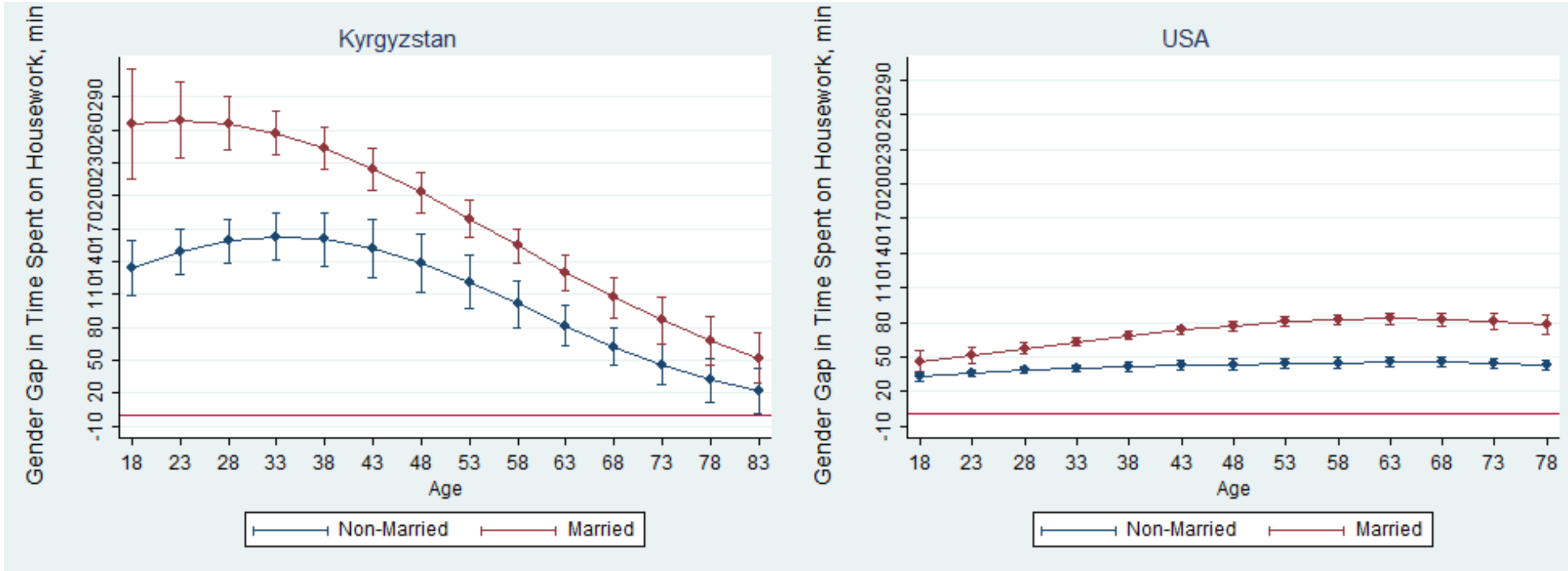


## Canada, for comparison

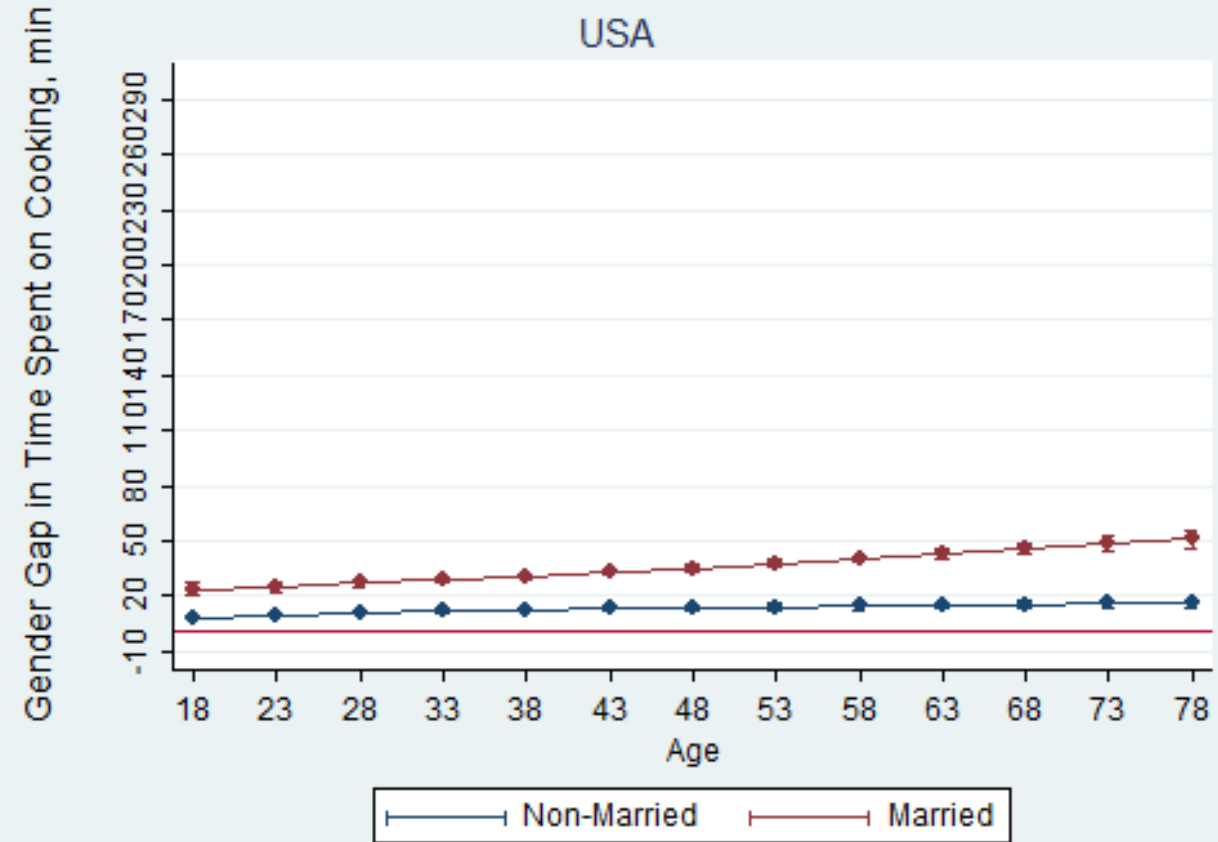
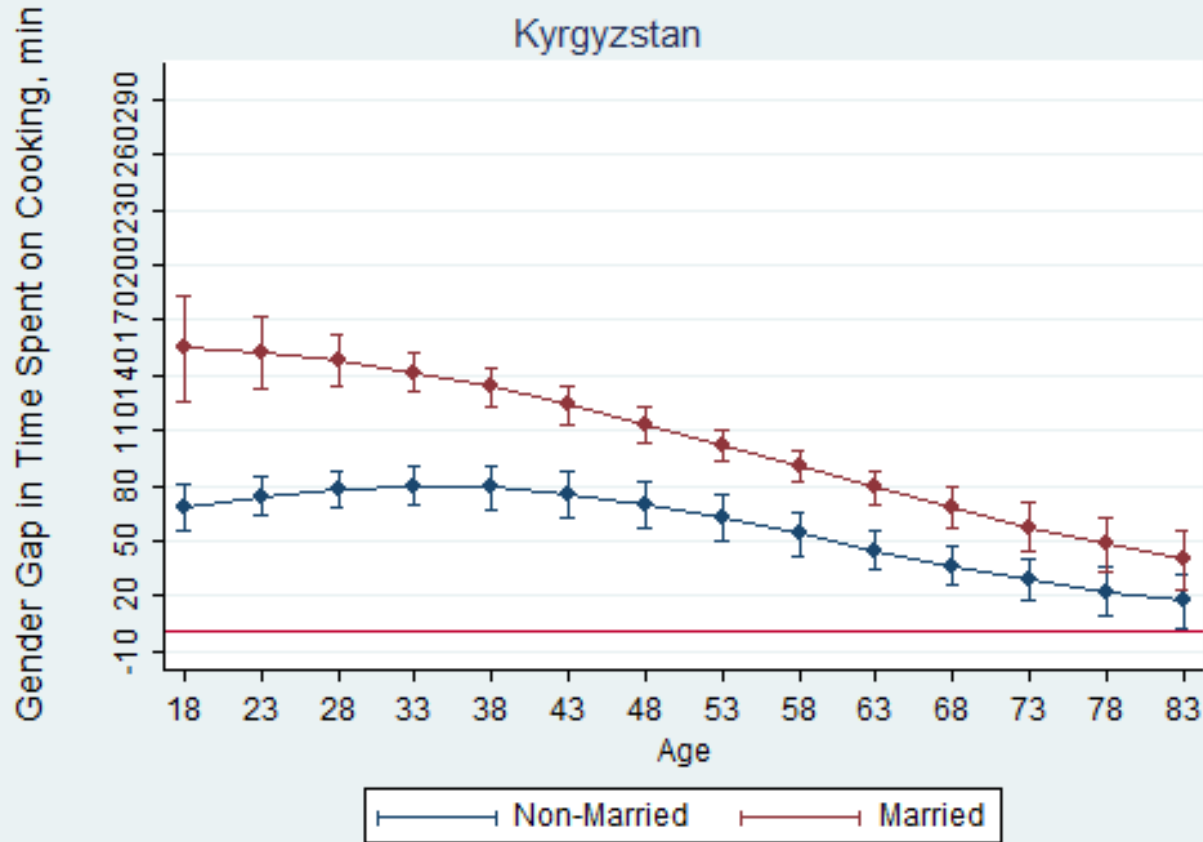
Variables	Description	Mean (Women) (N= 19600.6)	Bootstrap SE	Mean (Men) (N= 20243.5)	Bootstrap SE	Diff. in Means
<u>Domestic Tasks</u>	Domestic tasks combined (min.)	206.02	(0.348)	112.79	(0.280)	93.23***
Cooking Tasks	Cooking and washing up (min.)	72.320	(0.146)	26.830	(0.082)	45.49***
Cleaning Tasks	Cleaning, laundry, and mending (min.)	70.373	(0.195)	20.384	(0.112)	49.989***
Maintenance Tasks	Maintenance and repair (min.)	6.045	(0.074)	22.214	(0.148)	-16.169***
Shopping Tasks	Shopping and services (min.)	57.281	(0.211)	43.362	(0.178)	13.919***

This is approximately **568 hours more** in a year, a bit < a month

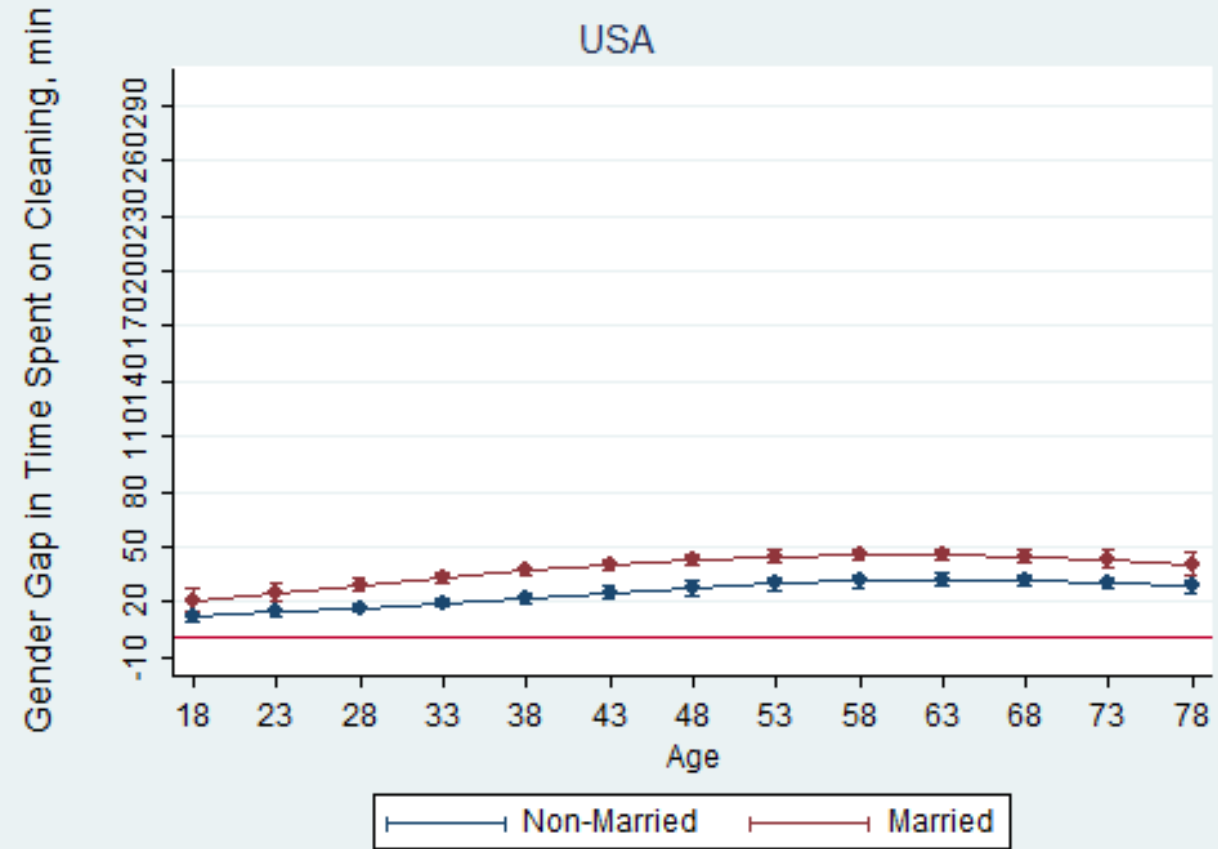
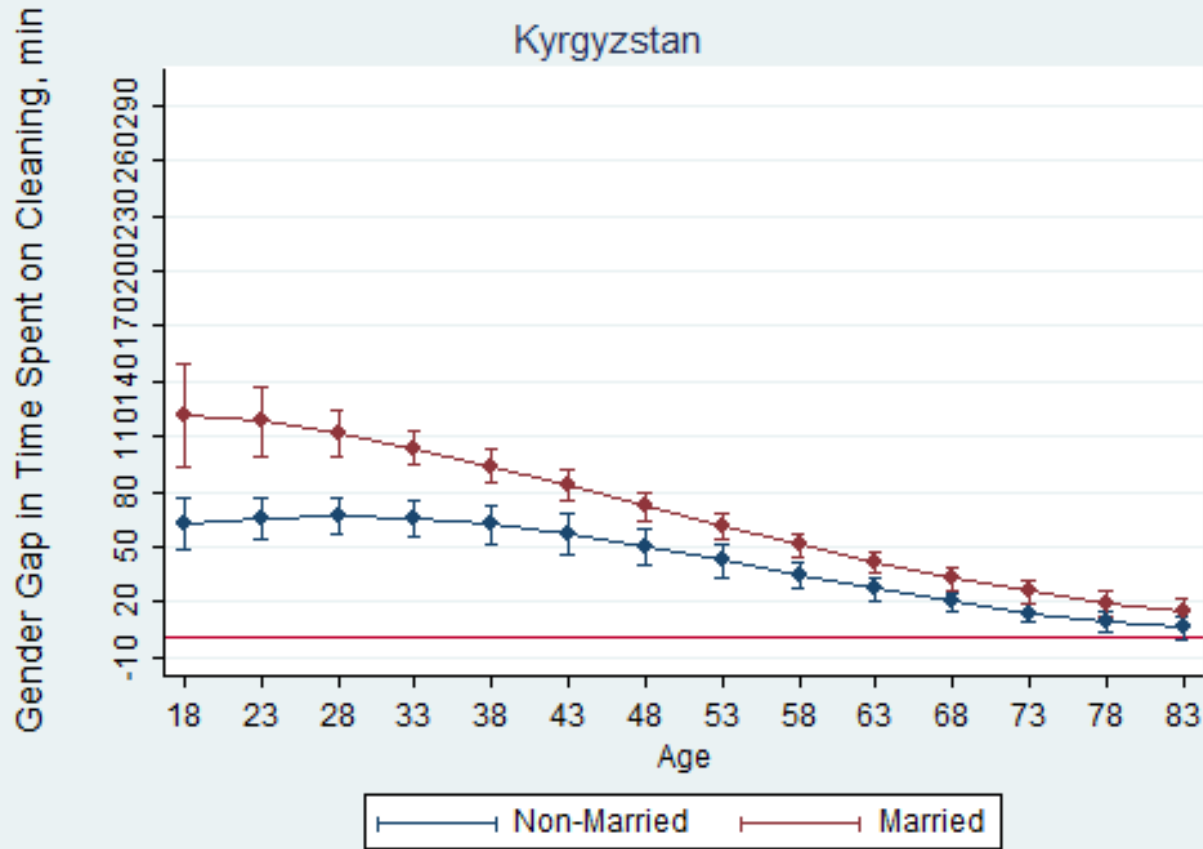
## Kyrgyzstan – Gender Gap, marginal effects of age



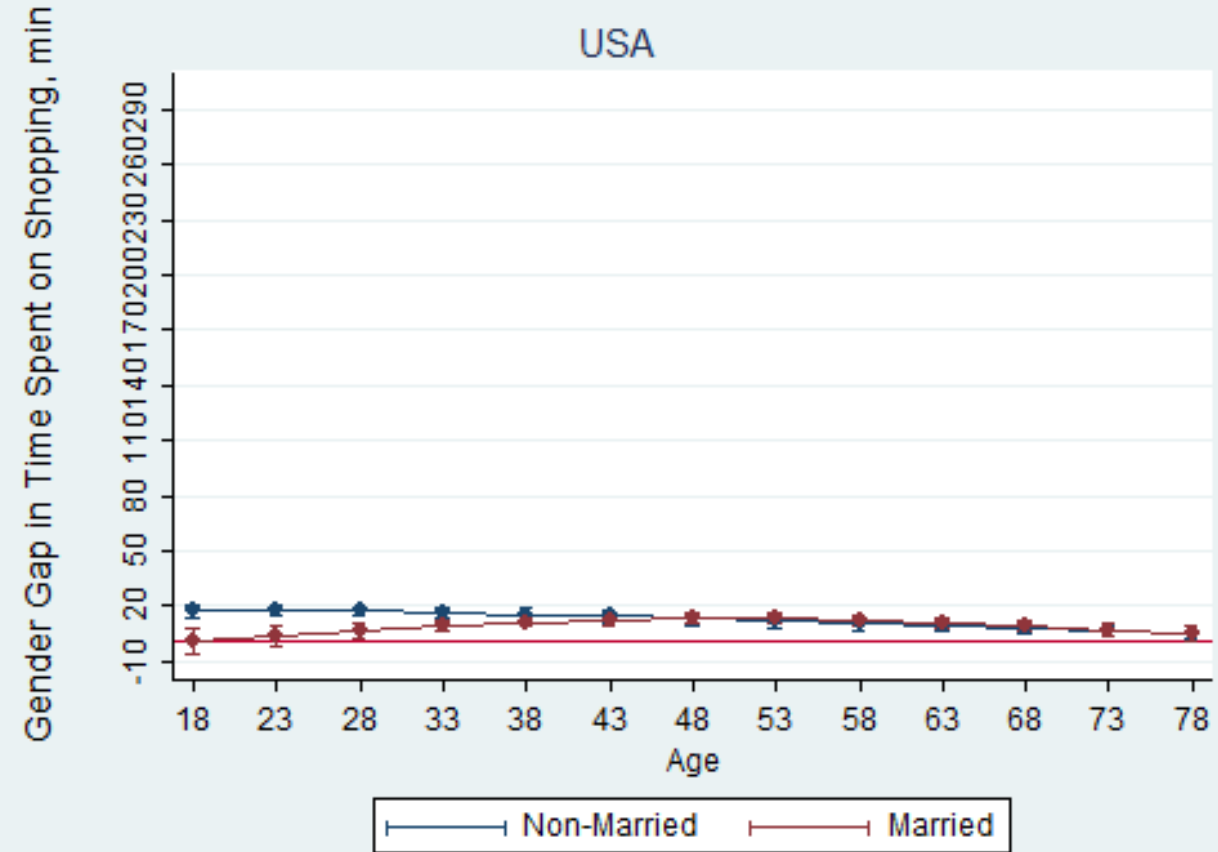
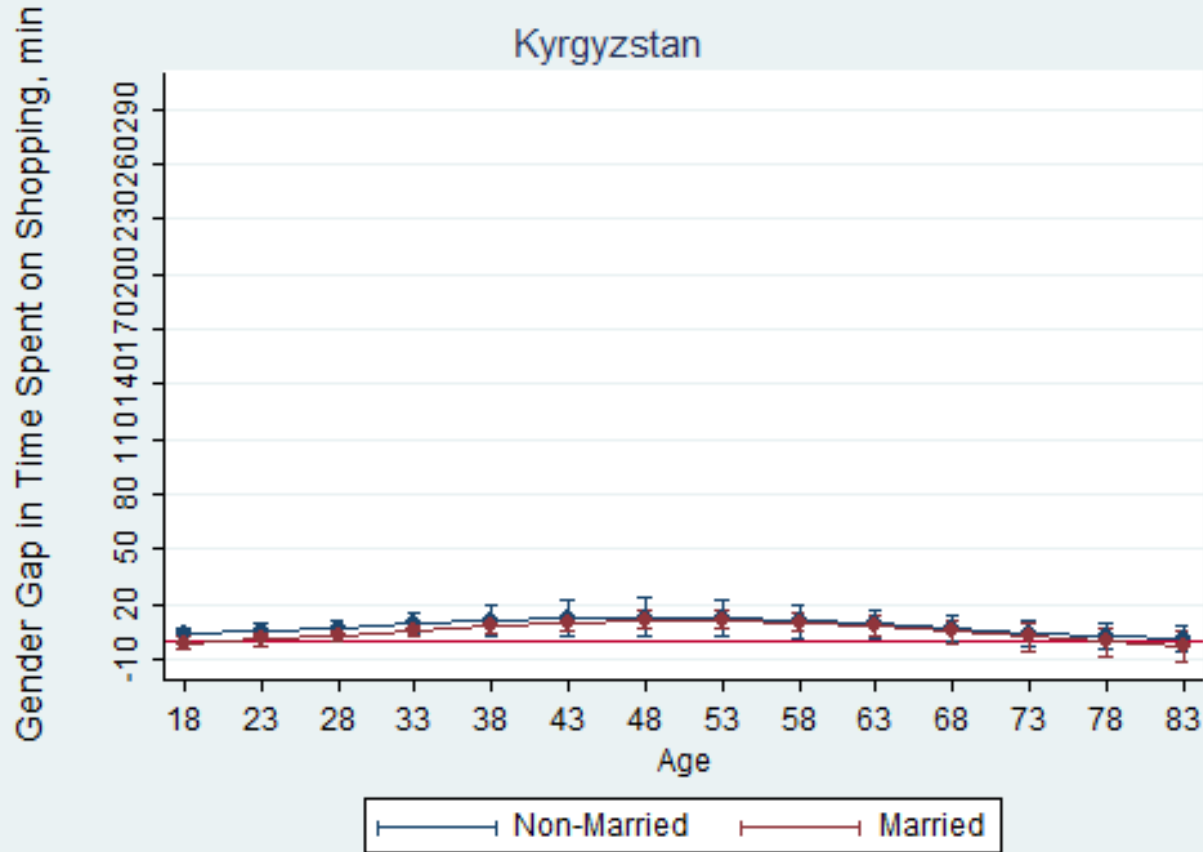
## Cooking



## Cleaning



## Shopping



## Results: Summary

Older women do less housework than younger women in Kyrgyzstan

This is opposite to that in the US.

Similarities are in that the gender gap is larger among married people than among non-married.

Explanations:

- *kelin* institute
- Older women have increased status, even though they might perpetuate *kelinstvo*
- It might also have to do with differences between Soviet generations and new generations
- This applies more to routine indoor housework such as cooking and cleaning and not so much to shopping