

**HOUSEHOLD LIFE, EMPLOYMENT
AND STABILITY IN KYRGYZSTAN –
INTEGRATING SCIENTIFIC INSIGHTS AND
IMPLEMENTATION EFFORTS WORKSHOP**

Bishkek
27 April 2017

With funding from



Overview

- 09:00 - 09:15 **Welcome and Overview**
- 09:15 - 09:45 **Introduction: Entrepreneurship and Employment in Kyrgyzstan**
Prof. Tilman Brück, ISDC - International Security and Development Center, Berlin
- 09:45 - 10:15 **Employment for Stability in Liberia and Kyrgyzstan**
Dr. Neil Ferguson, ISDC - International Security and Development Center, Berlin
- 10:15 - 10:30 **Coffee Break**
- 10:30 - 11:00 **The Impact of Peace Education on Stability: Evidence from Southern Kyrgyzstan**
Dr. Eleonora Nillesen, UNU-MERIT, Netherlands
- 11:00 - 11:30 **Stability and Community Development in Kyrgyzstan**
Dr. Damir Esenaliev, Stockholm International Peace Research Institute
- 11:30 - 12:00 **An Ethnographic Perspective on Stability and Employment in Kyrgyzstan**
Dr. Philipp Schröder, Humboldt-Universität zu Berlin
- 12:00 - 12:15 **General Discussion**
- 12:15 **Lunch**

Introduction:
Entrepreneurship and Employment in Kyrgyzstan

Prof. Dr. Tilman Brück
tilman.brueck@isd-center.org

Bishkek
27 April 2017

Overview

Part 1: The Life in Kyrgyzstan Study

Part 2: Using the LiK Study to track the SDGs

Part 3: Data on entrepreneurship from the LiK Study

Further Information

www.lifeinkyrgyzstan.org

Twitter: @LiK_Study



Brück, T., D. Esenaliev, A. Kroeger, A. Kudebayeva, B. Mirkasimov and S. Steiner (2014):

“Household Survey Data for Research on Well-Being and Behavior in Central Asia”.

Journal of Comparative Economics, 42 (3): 819-35.

The Case for an Individual Panel

2010

2016

Repeated
Cross-Section



?

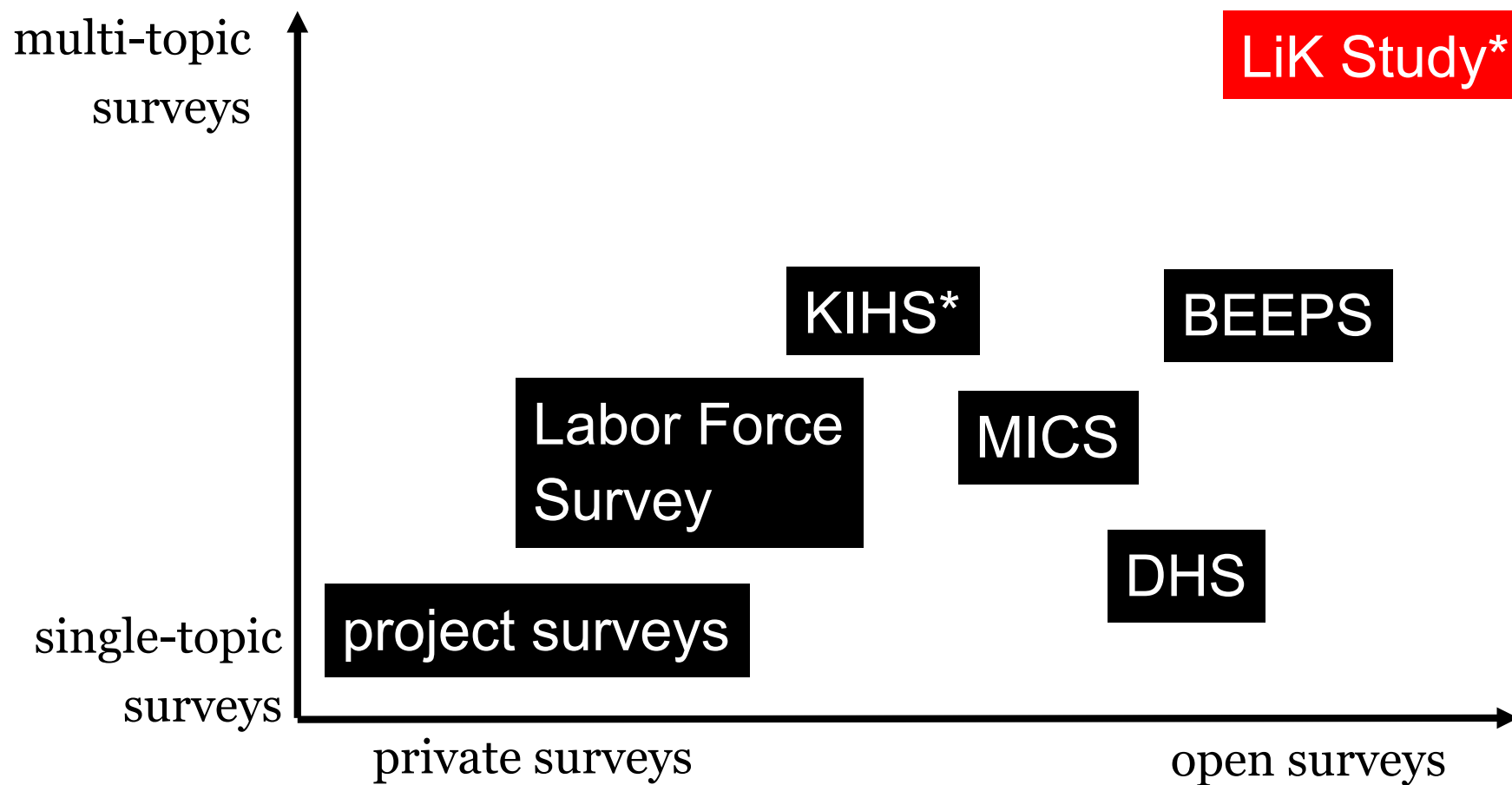


Panel



Tracking the same people enables causal analysis!

Data Sources in Kyrgyzstan



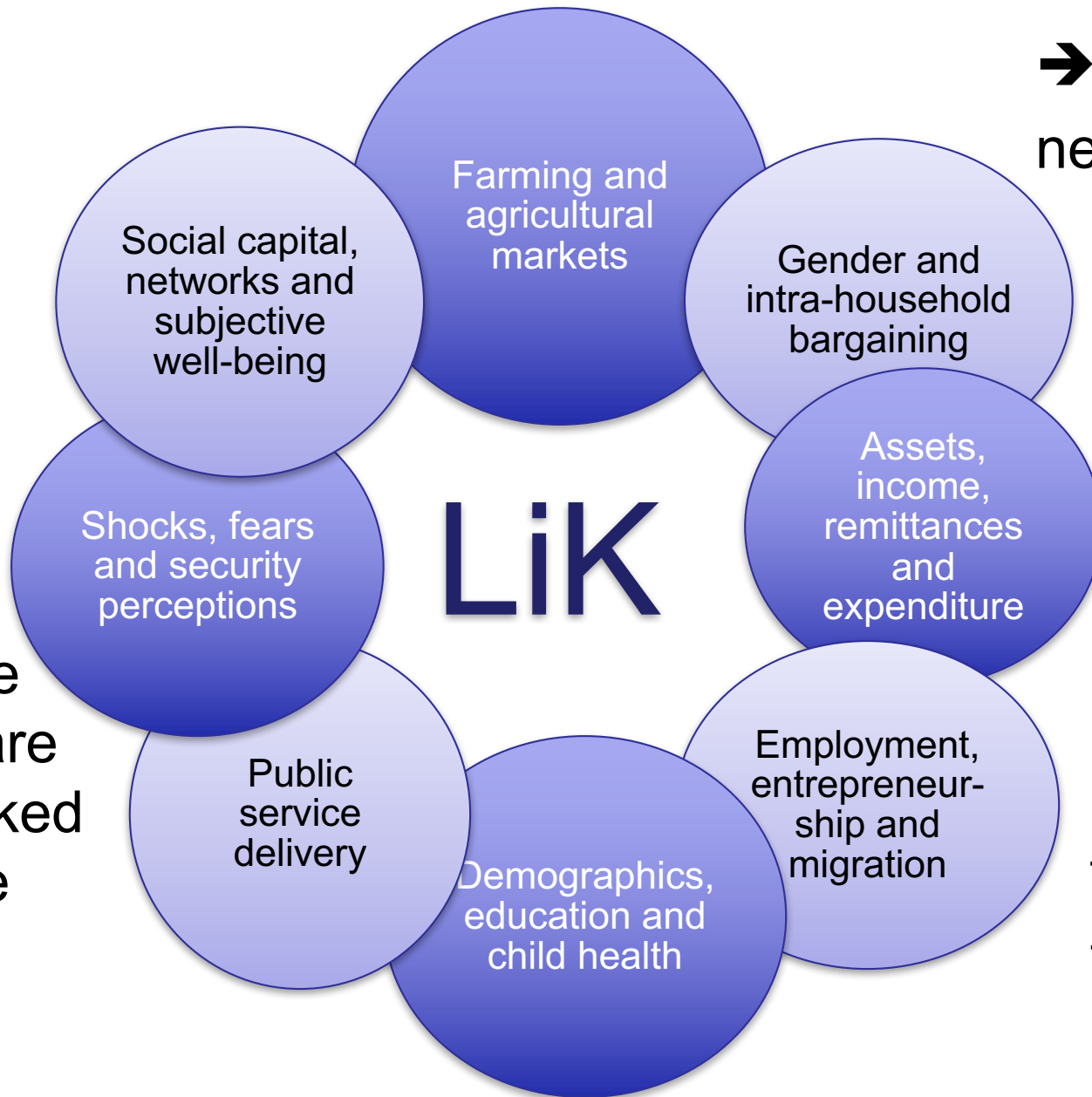
** denotes panel studies*

LiK: A Nation-Wide Panel of Individuals

- Tracking 8.160 individuals in 3.000 households in 120 communities
- Yielding over 38 million data points so far
- Stratified 2-stage random sampling from 2009 census
- Representative: national, rural/urban, North/South
- Data collection: around October–December
- So far, 5 waves: 2010, 2011, 2012, 2013 and 2016
- Data and questionnaires are open access
- Research-led, open-access, independent study

LiK is a Multi-Topic Survey

→ Option to add new topics



→ Some topics are only asked in some years

→ Huge benefits from connecting these themes!

Questionnaires

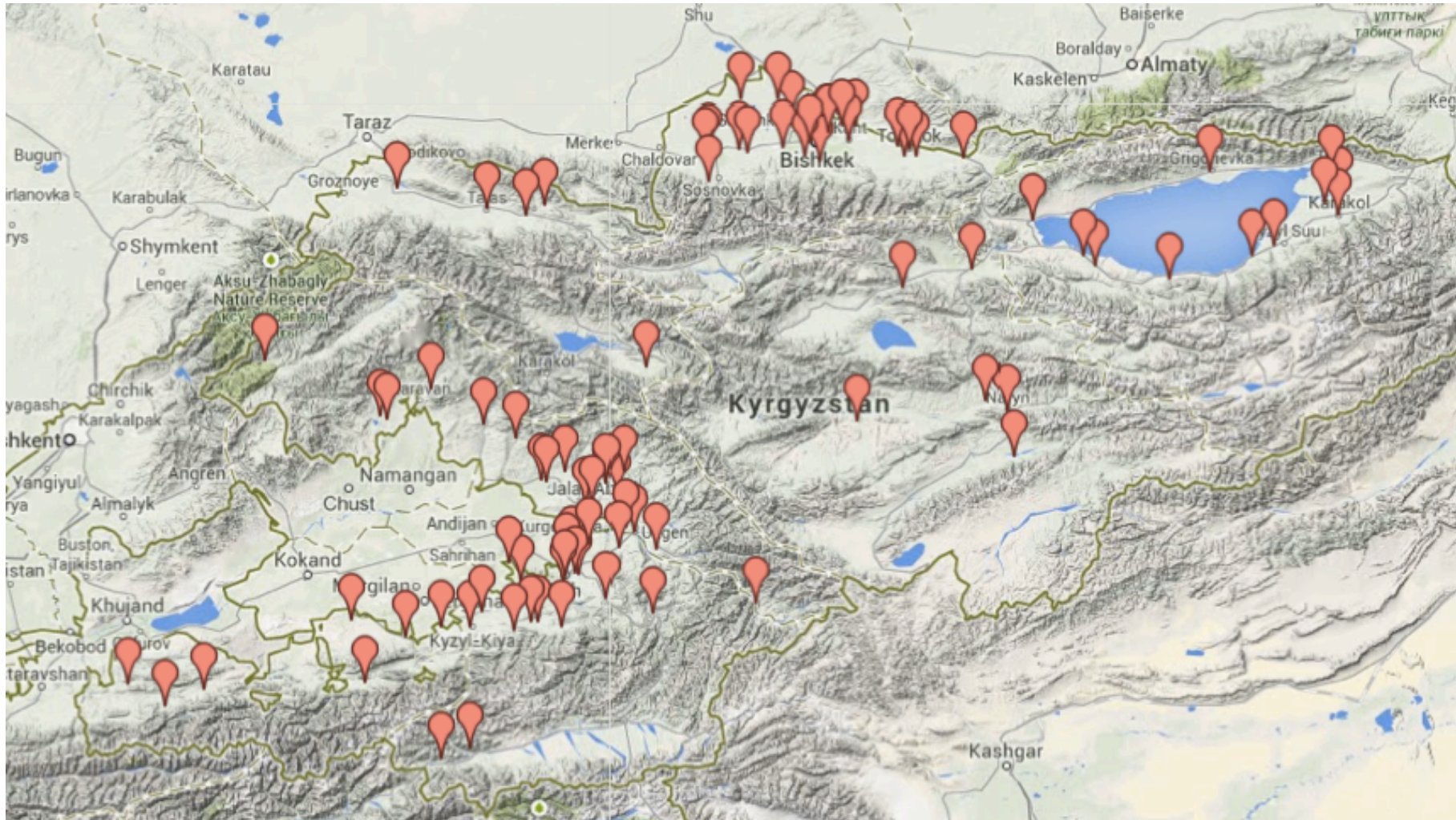
Individuals

- subjective well-being
- education and health
- labor market
- movements
- family and household
- worries
- security and violence
- social life
- child anthropometrics

Households

- household composition
- child education and health
- housing and assets
- land
- agricultural markets
- consumption and expenditures
- income
- migration
- shocks

National Coverage



Unique Features of the LiK Study

1. True panel study
2. Independent, research-based survey
3. Multi-topic survey
4. Open access public good
5. Capacity building and learning tool

Impact of the LiK Study so far

- >30 institutions worldwide use LiK data for research
- Research articles
 - eg Journal of Comparative Economics, Economics of Transition
- 5 international conferences in Berlin and Bishkek
- 3 summer schools in Issyk-Kul in 2014, 2015 and 2017
- Policy advice for ministries, donors, NGOs etc.
- Foundation for additional large research projects
 - on social cohesion and peace-building in Southern Kyrgyzstan

**1st Annual LiK Conference
Bishkek, 1-2 October 2015**

**Second Annual LiK Conference
Bishkek, 6-7 October 2016**



**Third Annual LiK Conference
Bishkek, 12-13 October 2017**

Overview

Part 1: The Life in Kyrgyzstan Study

Part 2: Using the LiK Study to track the SDGs

Part 3: Data on entrepreneurship from the LiK Study

LiK can provide information for 13/17 SDG goals



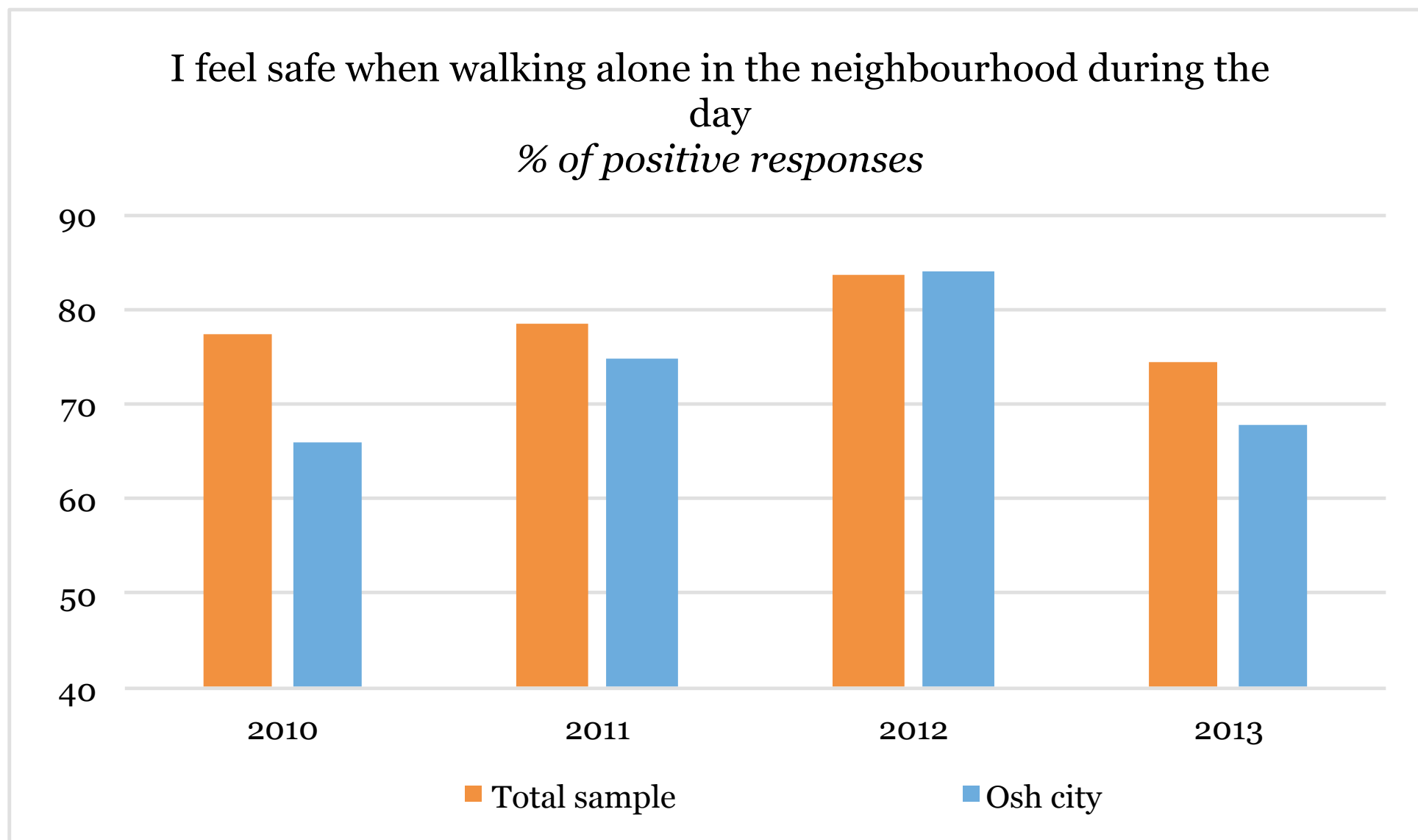
LiK Study as a primary source

- Panel structure allows to observe real change
- Individual level perceptions from various groups
- Unique source for some SDG indicators
- Helpful to set the baseline level for such SDG indicators
- Two examples
 - Perceptions of security
 - Participation of citizens in urban management

Example 1: SDG Goal 16

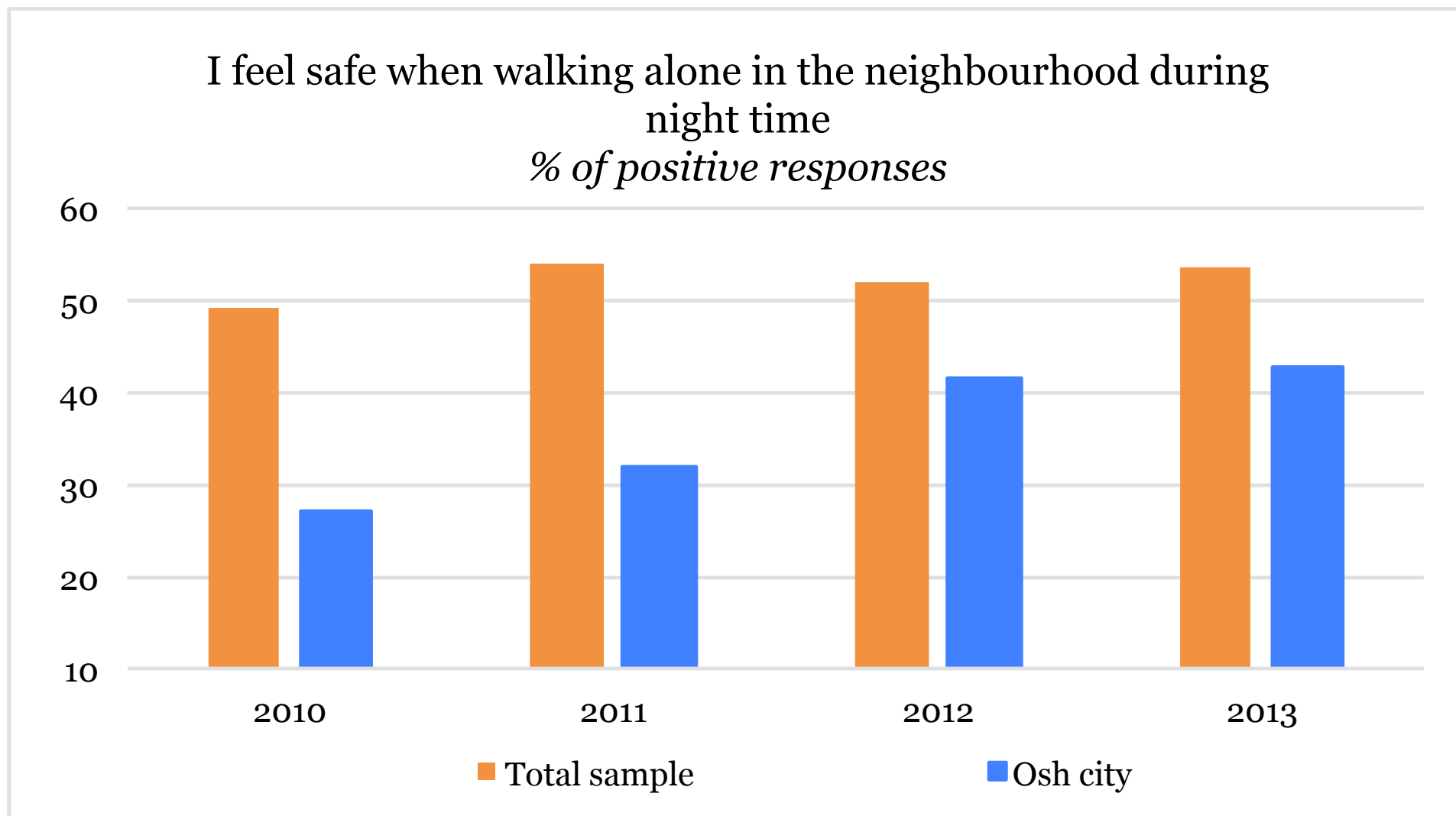
- Goal 16. Promote peaceful and inclusive societies
- 16.1.4: *Proportion of people that feel safe walking alone around the area they live*

Changes in perceptions of security



Source: LiK 2010-2013

Changes in perceptions of security-2



Source: LiK 2010-2013

Example 2: Goal 11

- Goal 11: Make cities and human settlements inclusive, safe, resilient and sustainable
- Indicator 11.3.2: *Percentage of cities with a direct participation... of civil society in urban planning and management ...*

Goal 11: Cities

Local budget module in LiK

Indicator <i>% of positive responses</i>	Rural population	Urban population
Interested in how the local budget is spent	51.4	60.7
Informed about the local budget	34.5	27.3
An ordinary citizen can influence budget process	11.7	13.2
Participated in budget hearing of local municipality during the last 12 months	4.0	1.6
<i># of respondents</i>	<i>5,145</i>	<i>3,022</i>

Source: LiK 2012

LiK is potentially a very valuable data source for SDGs

- Sample size is planned to be expanded to make it representative at oblast level
 - LiK is a flexible and open tool
 - New questions and indicators can be included
- **LiK is the single most comprehensive data source for tracking the Kyrgyz SDGs!**

Overview

Part 1: The Life in Kyrgyzstan Study

Part 2: Using the LiK Study to track the SDGs

Part 3: Data on entrepreneurship from the LiK Study

Employment

	2010	2011	2012	2013
Worked in the last 7 days	0,52	0,58	0,60	0,44
of which				
Self-employed	0,38	0,35	0,35	0,34
Wage-employed	0,48	0,47	0,45	0,54
Family worker	0,14	0,18	0,20	0,11

Who Are the Self-employed?

General		2010-2013
	Male	0,77
	Age	40,9
	Married	0,55
	Household head	0,83
	Literate	0,97

Ethnicity		2010-2013
	Kyrgyz	0,70
	Uzbek	0,15
	Russian	0,03
	Dungan	0,04
	Uigur	0,03
	Tajik	0,01
	Kazakh	0,00
	Other	0,04

Location		2010-2013
	Issyk-Kul	0,12
	Djala-Abad	0,13
	Naryn	0,06
	Batken	0,09
	Osh	0,25
	Talas	0,07
	Chui	0,13
	Bishkek	0,10
	Osh city	0,04

Types of Entrepreneurship

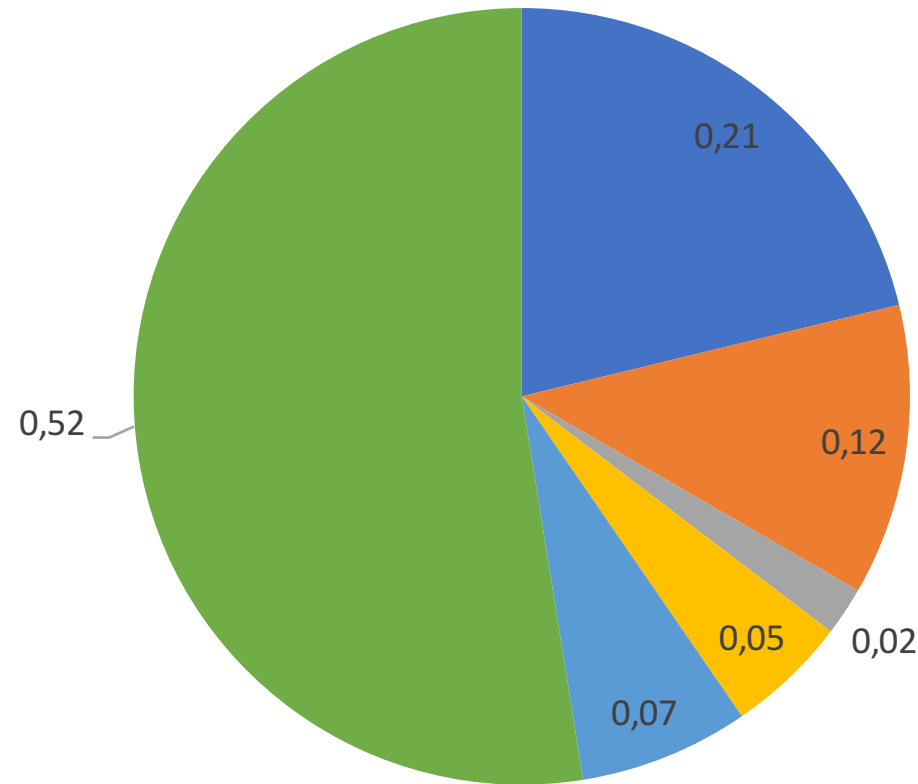
Scale	2010-2013
Employer	2%
Own-account worker	98%

Status	2010-2013
Average months of operation	108,22
Is business registered?	46%

Size	2010-2013
Employs non-hh member?	10%
If yes, number of employees	3,55

Sector	2010-2013
Wholesale/retail trade	21%
Transportation	12%
Manufacturing	2%
Construction	5%
Other services	7%
Agriculture	52%

Sectors of Employment 2010-2013



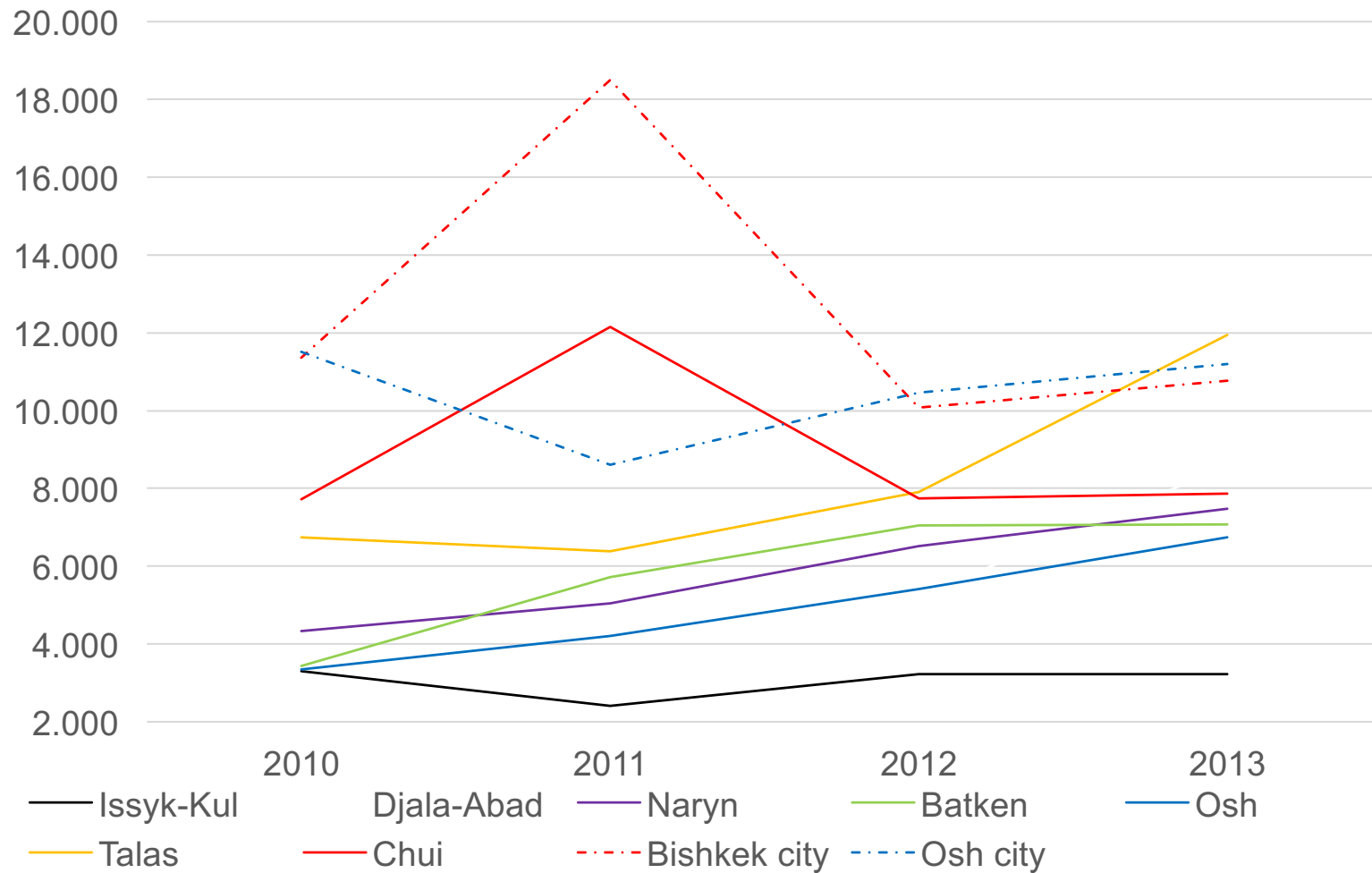
■ Wholesale and retail trade
■ Construction

■ Transportation
■ Other services

■ Manufacturing
■ Agriculture

Brück, Mahé and Naudé: work in progress

Average monthly real profits (Soms)



Acknowledgements

With thanks to my collaborators:

- Anastasia Aladysheva
- Ghassan Baliki
- Damir Esenaliev
- Neil Ferguson
- Roman Mogilevskii
- Clotilde Mahé
- Philipp Schröder
- Kanat Tilekeyev

And to our donors:

- Volkswagen Foundation
- DFID/IZA
- FAO
- IFPRI
- UCA

For further information, please see:

- www.lifeinkyrgyzstan.org